

University of Missouri, St. Louis

IRL @ UMSL

---

UMSLCAB - UMSL's Political Science Millennial  
Era Saint Louis Local Curated Area Budgets

Political Science Department

---

1-1-2008

## Financial Report (Unaudited), 2007

Metropolitan St. Louis Sewer District

Follow this and additional works at: <https://irl.umsl.edu/cab>

---

### Recommended Citation

Metropolitan St. Louis Sewer District, "Financial Report (Unaudited), 2007" (2008). *UMSLCAB - UMSL's Political Science Millennial Era Saint Louis Local Curated Area Budgets*. 261.  
<https://irl.umsl.edu/cab/261>

This Book is brought to you for free and open access by the Political Science Department at IRL @ UMSL. It has been accepted for inclusion in UMSLCAB - UMSL's Political Science Millennial Era Saint Louis Local Curated Area Budgets by an authorized administrator of IRL @ UMSL. For more information, please contact [marvinh@umsl.edu](mailto:marvinh@umsl.edu).



**SUSAN MONTEE, CPA**  
Missouri State Auditor

November 7, 2007

Theresa A. Bellville, Assistant Director of Finance  
Metropolitan St. Louis Sewer District  
2350 Market Street  
St. Louis, MO 63103-2555

Fiscal Period: One Year Ended June 30, 2007 ✓

Dear Ms. Bellville:

In accordance with Section 105.145, RSMo, we acknowledge receipt of the financial report of your political subdivision for the above-described fiscal period.

Thank you for your cooperation in sending this information.

Sincerely,

SUSAN MONTEE, CPA  
STATE AUDITOR


A handwritten signature in black ink that reads "Judy Buerky".

Judy Buerky  
Local Government Analyst



**Metropolitan  
St. Louis Sewer  
District**

2350 Market Street  
St. Louis, MO 63103-2555  
(314) 768-6200



**CERTIFIED MAIL**

October 18, 2007

Susan Montee, CPA  
Missouri State Auditor  
224 State Capitol  
Jefferson City, MO 65101

Dear Ms. Montee:

Enclosed are Audited Financial Statements for the year ended June 30, 2007, for the Metropolitan St. Louis Sewer District presented on the "Enterprise" Basis of Accounting, in accordance with generally accepted accounting principles.

I have also enclosed a copy of our Unaudited Summary Trial Balance by Fund for the same period along with a list of fund names with corresponding number that will enable you to understand the attached report.

Sincerely,


Theresa A. Bellville  
Assistant Director of Finance

Enclosures

**METROPOLITAN ST. LOUIS SEWER DISTRICT  
UNAUDITED FINANCIAL STATEMENTS  
AS OF JUNE 30, 2007**

I hereby attest that these are the "Unaudited Financial Statements" of the Metropolitan St. Louis Sewer District.

Attest:



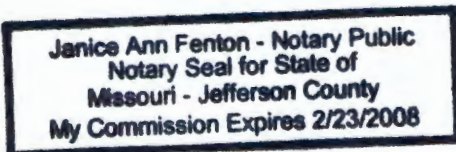
Theresa A. Bellville  
Assistant Director of Finance


October 18, 2007  
Date

State of ) Missouri  
County of ) St. Louis

On the 18<sup>h</sup> day of October in the year 2007, before me, Janice Ann Fenton, Notary Public in and for said state, personally appeared Theresa A. Bellville, Assistant Director of Finance, known to me to be the person who executed the within "Unaudited Financial Statements", in behalf of the Metropolitan St. Louis Sewer District and acknowledged to me that she executed the same for the purpose therein stated.

(SEAL)



  
Notary Public

FUND	ACCT TYPE	B.S. ACCOUNT	OBJ/REV SOURCE	BEG BALANCE	TOTAL DEBITS	TOTAL CREDITS	ENDING BALANCE
001	01	0050 CASH-POOLED		0.00	0.00	0.00	0.00
001	01	0340 STATE-BILLED		2,476,067.05	0.00	0.00	2,476,067.05
001	01	0375 UNBILLED		17,832.00	0.00	0.00	17,832.00
001	01	0451 DEF DEBT ISS		5,787,568.06	0.00	0.00	5,787,568.06
001	01	0452 BOND DISCOUN		136,868.00	0.00	0.00	136,868.00
001	01	0509 CIP		28,701,071.58	0.00	0.00	28,701,071.58
		01 ACCT TYPE TOTAL		32,167,272.59	0.00	0.00	32,167,272.59
001	02	0706 UNEARN GRANT		2,476,067.05	0.00	0.00	2,476,067.05
001	02	0710 BONE PRINCIP		446,628,000.05	0.00	0.00	446,628,000.05
001	02	0711 BOND INTERES		7,906,906.65	0.00	0.00	7,906,906.65
001	02	0712 BOND PREMIUM		11,099,017.46	0.00	0.00	11,099,017.46
		02 ACCT TYPE TOTAL		447,344,043.81	0.00	0.00	447,344,043.81
001	03	0902 FUND BAL-BEG		367,675,396.87	593,572.75	176,080.59	368,092,889.03
001	03	0905 STATE-15%		16,050.05	0.00	0.00	16,050.05
001	03	0908 OTHR CONTRB		21,131,633.00	0.00	0.00	21,131,633.00
001	03	0912 A/D-CONTRIB		181,323.56	0.00	0.00	181,323.56
		03 ACCT TYPE TOTAL		389,004,403.48	593,572.75	176,080.59	389,421,895.64
001	22		0101 SALARIES	4,293,541.25	0.00	0.00	4,293,541.25
001	22		0202 AUTD PART	1.00	0.00	0.00	1.00
001	22		0203 EQUIP PAR	25,537.90	0.00	0.00	25,537.90
001	22		0205 CONSTR SU	29.70	0.00	0.00	29.70
001	22		0207 HARDWARE	15.32	0.00	0.00	15.32
001	22		0209 ELECTRICA	1,557.05	0.00	0.00	1,557.05
001	22		0210 INSTRUMEN	8,137.06	0.00	0.00	8,137.06
001	22		0215 PLUMBING	197.27	0.00	0.00	197.27
001	22		0217 SAFETY SU	6.75	0.00	0.00	6.75
001	22		0224 HAND TOOL	10,237.94	0.00	0.00	10,237.94
001	22		0233 COMPUTER	5,250.67	0.00	0.00	5,250.67
001	22		0413 INSURANCE	54,991.00	0.00	0.00	54,991.00
001	22		0444 EASEMENTS	15,300.60	0.00	24,664.75	39,965.35
001	22		0453 BLDG REPA	99,017.66	50,500.00	0.00	48,517.66
001	22		0458 EQUIP REN	33,110.65	0.00	0.00	33,110.65
001	22		0503 STRUCT IM	427,433.79	125,580.59	0.00	301,853.20
001	22		0504 PROCESS E	87,912.00	0.00	0.00	87,912.00
001	22		0506 MOTOR VEH	1,566,872.00	0.00	568,908.00	2,135,780.00
001	22		0507 MACH & IM	50,108.18	0.00	0.00	50,108.18
001	22		0508 INSTR & A	91,787.53	0.00	0.00	91,787.53
001	22		0509 FURN & OF	22,756.90	0.00	0.00	22,756.90
001	22		0511 COMPUTER	389,709.97	0.00	0.00	389,709.97
001	22		0905 INS-BLK M	679,507.00	0.00	0.00	679,507.00
001	22		0911 PRINCIPAL	7,817,499.92	0.00	0.00	7,817,499.92
001	22		0912 INTEREST	15,420,472.10	0.00	0.00	15,420,472.10
001	22		0913 AGENT FEE	320,482.31	0.00	0.00	320,482.31

RUN DATE: 10/12/07  
 REPORT ID: A614  
 ENTERPRISE ADJUSTMENTS

\*METROPOLITAN SEWER DISTRICT\*  
 SUMMARY TRIAL BALANCE BY FUND  
 FOR BUDGET FISCAL YEAR 2007  
 AS OF JUNE 30, 2007

FUND	ACCT TYPE	B.S. ACCOUNT	OBJ/REV SOURCE	BEG BALANCE	TOTAL DEBITS	TOTAL CREDITS	ENDING BALANCE
		22	ACCT TYPE TOTAL	29,886,256.22-	176,080.59	593,572.75	30,303,748.38-
001	31		0121 REIMB COS	0.00	0.00	0.00	0.00
001	31		0239 CAP CONTR	21,131,633.00-	0.00	0.00	21,131,633.00-
001	31		0720 REVENUE B	77,190,256.96	0.00	0.00	77,190,256.96
		31	ACCT TYPE TOTAL	56,058,623.96	0.00	0.00	56,058,623.96
		001	FUND TOTAL	0.00	769,653.34	769,653.34	0.00

RUN DATE: 10/12/07  
 REPORT ID: A614  
 OFFICE SUPPLY INVENTORY

\*METROPOLITAN SEWER DISTRICT\*  
 SUMMARY TRIAL BALANCE BY FUND  
 FOR BUDGET FISCAL YEAR 2007  
 AS OF JUNE 30, 2007

FUND	ACCT TYPE	B.S. ACCOUNT	OBJ/REV SOURCE	BEG BALANCE	TOTAL DEBITS	TOTAL CREDITS	ENDING BALANCE
090	01	0050 CASH-POOLED		0.00	0.00	0.00	0.00
090	01	0401 MISC PREPAID		0.00	0.00	0.00	0.00
090	01	0550 OFFICE SUPP		0.00	0.00	0.00	0.00
		01	ACCT TYPE TOTAL	0.00	0.00	0.00	0.00
090	02	6899 INT DUE FNDS		0.00	0.00	0.00	0.00
		02	ACCT TYPE TOTAL	0.00	0.00	0.00	0.00
090	03	0902 FUND BAL-BEG		0.00	0.00	0.00	0.00
		03	ACCT TYPE TOTAL	0.00	0.00	0.00	0.00
		090	FUND TOTAL	0.00	0.00	0.00	0.00

FUND	ACCT TYPE	B.S. ACCOUNT	OBJ/REV SOURCE	BEG BALANCE	TOTAL DEBITS	TOTAL CREDITS	ENDING BALANCE
100	01	0050 CASH-POOLED		0.00	0.00	0.00	0.00
100	01	0501 LAND		26,976,106.77	0.00	0.00	26,976,106.77
100	01	0502 TREATMENT		791,459,437.62	0.00	0.00	791,459,437.62
100	01	0503 COLLECTN SYS		1,661,576,743.46	0.00	0.00	1,661,576,743.46
100	01	0504 GENERAL		35,085,616.16	0.00	0.00	35,085,616.16
100	01	0505 VEHICLES		18,954,328.93	568,908.00	0.00	19,523,236.93
100	01	0509 CIP		86,662,207.13	0.00	0.00	86,662,207.13
100	01	0512 A/D TREATMT		308,837,735.48	0.00	0.00	308,837,735.48
100	01	0513 A/D COLLECTN		451,578,879.02	0.00	0.00	451,578,879.02
100	01	0514 A/D GENERAL		24,654,322.54	0.00	0.00	24,654,322.54
100	01	0515 A/D VEHICLES		13,263,740.55	0.00	0.00	13,263,740.55
100	01	0525 PUMP -STORM		0.00	0.00	0.00	0.00
100	01	0526 PUMP -SANIT		0.00	0.00	0.00	0.00
100	01	0528 TR/DSP-SANIT		0.00	0.00	0.00	0.00
100	01	0529 GENERAL PLNT		0.00	0.00	0.00	0.00
100	01	0569 A/D GEN PLNT		0.00	0.00	0.00	0.00
100	01	1501 LAND-DIF		0.72	0.00	0.00	0.72
100	01	1524 COLLEC-DIF		63,382.64	0.00	0.00	63,382.64
100	01	1526		692.97	0.00	0.00	692.97
100	01	1528 TREAT-DIF		8,216.91	0.00	0.00	8,216.91
100	01	1529 GENERAL-DIF		125,554.56	0.00	0.00	125,554.56
100	01	1564 A/D COLL-DIF		18,868,900.66	0.00	0.00	18,868,900.66
100	01	1568 A/D TMNT-DIF		1,105,102.48	0.00	0.00	1,105,102.48
100	01	1569 A/D GEN-DIF		444,488.94	0.00	0.00	444,488.94
		01 ACCT TYPE TOTAL		1,841,712,816.26	568,908.00	0.00	1,842,281,724.26
100	02	0605 ACCTS PAY		0.00	0.00	0.00	0.00
100	02	0610 MISC CSH SUS		0.00	0.00	0.00	0.00
100	02	0665 CLEARING ACT		0.00	0.00	0.00	0.00
		02 ACCT TYPE TOTAL		0.00	0.00	0.00	0.00
100	03	0902 FUND BAL-BEG		1,421,735,179.79	0.00	0.00	1,421,735,179.79
100	03	0903 CONTRIB CAP		2,105,190.19	0.00	0.00	2,105,190.19
100	03	0904 FED CONT CAP		78,345,701.43	0.00	0.00	78,345,701.43
100	03	0905 STATE-15%		15,855,099.96	0.00	0.00	15,855,099.96
100	03	0906 STATE CONTRB		13,449,590.15	0.00	0.00	13,449,590.15
100	03	0907 LOCAL CONTRB		3,170,643.87	0.00	0.00	3,170,643.87
100	03	0908 OTHR CONTRB		157,624,169.52	0.00	0.00	157,624,169.52
100	03	0909 ORIG DEDICAT		84,972,027.95	0.00	0.00	84,972,027.95
100	03	0911 MSD CONTRIB		482,962,956.44	0.00	568,908.00	483,531,864.44
100	03	0912 A/D-CONTRIB		260,513,737.01	0.00	0.00	260,513,737.01
100	03	0913 A/D-MSD		157,914,694.82	0.00	0.00	157,914,694.82
100	03	1903 CONTRIB-DIF		549,885.23	0.00	0.00	549,885.23
100	03	1908 CONTRB-DIF OT		38,047.62	0.00	0.00	38,047.62
100	03	1911 MSD CON-DIF		314,747.22	0.00	0.00	314,747.22
		03 ACCT TYPE TOTAL		1,841,595,037.08	0.00	568,908.00	1,842,163,945.08
100	31	0212 SALE OF F		117,779.18	0.00	0.00	117,779.18



RUN DATE: 10/12/07  
REPORT ID: A614  
FIXED ASSETS FUND

\*METROPOLITAN SEWER DISTRICT\*  
SUMMARY TRIAL BALANCE BY FUND  
FOR BUDGET FISCAL YEAR 2007  
AS OF JUNE 30, 2007

FUND	ACCT TYPE	B.S. ACCOUNT	OBJ/REV SOURCE	BEG BALANCE	TOTAL DEBITS	TOTAL CREDITS	ENDING BALANCE
		31	ACCT TYPE TOTAL	117,779.18-	0.00	0.00	117,779.18-
		100	FUND TOTAL	0.00	568,908.00	568,908.00	0.00

FUND	ACCT TYPE	B.S. ACCOUNT	OBJ/REV SOURCE	BEG BALANCE	TOTAL DEBITS	TOTAL CREDITS	ENDING BALANCE
101	01	0010	TRUST FUND	0.00	0.00	0.00	0.00
101	01	0022	PETTY CASH	2,575.00	0.00	0.00	2,575.00
101	01	0024	ROW IMPREST	50,000.00	0.00	0.00	50,000.00
101	01	0025	LEGAL IMPRES	7,500.00	0.00	0.00	7,500.00
101	01	0026	RECORD FEES	5,000.00	0.00	0.00	5,000.00
101	01	0027	OZARK TABLER	0.00	0.00	0.00	0.00
101	01	0028	CASH-ESCROW	6,372,815.34	0.00	0.00	6,372,815.34
101	01	0030	CASH-MISS	0.00	0.00	0.00	0.00
101	01	0036	UHC MED PAY	862,429.84	0.00	0.00	862,429.84
101	01	0040	CASH-SRF	0.00	0.00	0.00	0.00
101	01	0050	CASH-POOLED	18,394,507.84	76,864.02	2,445.32	18,468,926.54
101	01	0101	CASH EQUIV	0.00	0.00	0.00	0.00
101	01	0105	C/E PREM/DIS	0.00	0.00	0.00	0.00
101	01	0135	UNREALIZED G	0.00	0.00	0.00	0.00
101	01	0201	INTEREST REC	32,414.17	0.00	0.00	32,414.17
101	01	0301	SSC-RECEIV	57,264,866.10	0.00	0.00	57,264,866.10
101	01	0302	STRMW-RECEIV	288,314.04	0.00	0.00	288,314.04
101	01	0303	SSC-PREPAID	2,416,776.11	0.00	0.00	2,416,776.11
101	01	0311	SSC-TAPES	0.00	0.00	0.00	0.00
101	01	0312	SSC-ERROR FL	0.00	0.00	0.00	0.00
101	01	0315	SSC-RESERVE	31,021,143.46	377,150.20	0.00	30,643,993.26
101	01	0316	STRM-RESERVE	125,315.48	3,723.98	0.00	121,591.50
101	01	0317	SSC-UNBILLED	15,599,712.43	0.00	0.00	15,599,712.43
101	01	0319	SSC-OTHER	303,829.12	0.00	0.00	303,829.12
101	01	0320	TX BLS-UNBLD	0.00	0.00	0.00	0.00
101	01	0330	FEDER-UNBLD	0.00	0.00	0.00	0.00
101	01	0335	FEDER-BILLED	0.00	0.00	0.00	0.00
101	01	0340	STATE-BILLED	0.00	0.00	0.00	0.00
101	01	0345	STATE-UNBLD	0.00	0.00	0.00	0.00
101	01	0355	LOCAL-BILLED	0.00	0.00	0.00	0.00
101	01	0370	MISC RECEIV	197,589.89	0.00	0.00	197,589.89
101	01	0375	UNBILLED	231,386.23	0.00	0.00	231,386.23
101	01	0379	SSC-MISC RES	72,057.25	10,896.48	0.00	61,160.77
101	01	0399	OTH-MISC RES	40,084.97	0.00	41,431.77	81,516.74
101	01	0401	MISC PREPAID	0.00	0.00	0.00	0.00
101	01	0402	PPD POSTAGE	21,007.01	0.00	0.00	21,007.01
101	01	0403	TRAVEL ADV	0.00	0.00	0.00	0.00
101	01	0404	RETN CONTNRS	500.00	0.00	0.00	500.00
101	01	0410		0.00	0.00	0.00	0.00
101	01	0500	SUPPLY INV	7,437,689.24	0.00	0.00	7,437,689.24
101	01	0509	CIP	0.00	0.00	0.00	0.00
101	01	0550	OFFICE SUPP	0.00	0.00	0.00	0.00
		01	ACCT TYPE TOTAL	73,396,758.98	468,634.68	43,877.09	73,821,516.57
101	02	0604	UNCASHED CKS	93,936.15	0.00	0.00	93,936.15
101	02	0605	ACCTS PAY	3,940,143.69	325,994.00	920,817.79	4,534,967.48
101	02	0606	CONTRACT PAY	0.00	0.00	0.00	0.00
101	02	0607	RETAINAG PAY	0.00	0.00	0.00	0.00
101	02	0608	OTHER PAY	0.00	619,230.97	1,269,525.94	650,294.97
101	02	0609	A/P CLEARING	0.00	0.00	0.00	0.00

RUN DATE: 10/12/07  
 REPORT ID: A614  
 GENERAL FUND

\*METROPOLITAN SEWER DISTRICT\*  
 SUMMARY TRIAL BALANCE BY FUND  
 FOR BUDGET FISCAL YEAR 2007  
 AS OF JUNE 30, 2007

FUND	ACCT TYPE	B. S. ACCOUNT	OBJ/REV SOURCE	BEG BALANCE	TOTAL DEBITS	TOTAL CREDITS	ENDING BALANCE
101	02	0610	MISC CSH SUS	0.00	0.00	0.00	0.00
101	02	0615	RESERV ENCUM	0.00	1,284,525.94	619,230.97	665,294.97
101	02	0616	RECOUPMENTS	0.00	0.00	0.00	0.00
101	02	0618	GL RESERVE	1,725,500.89	0.00	0.00	1,725,500.89
101	02	0622	LANDFILL EST	533,837.63	0.00	0.00	533,837.63
101	02	0623	BM RESERVE	0.00	0.00	0.00	0.00
101	02	0624	W COMP ACCRL	1,246,367.78	0.00	0.00	1,246,367.78
101	02	0625	SALARY ACCRL	979,581.78	0.00	0.00	979,581.78
101	02	0626	VACATN ACCRL	3,209,963.38	0.00	0.00	3,209,963.38
101	02	0627	COMP TIME	165,759.60	0.00	0.00	165,759.60
101	02	0628	SICK PAY	4,875,781.28	0.00	0.00	4,875,781.28
101	02	0629	PENSION	0.00	0.00	0.00	0.00
101	02	0630	SAL & WAGES	0.00	0.00	0.00	0.00
101	02	0631	FED W/HLDG	0.00	0.00	0.00	0.00
101	02	0632	MEDC	0.02	0.00	0.00	0.02
101	02	0633	STATE W/HLDG	0.00	0.00	0.00	0.00
101	02	0634	CITY W/HLDG	0.00	0.00	0.00	0.00
101	02	0635	FICA	0.07	0.00	0.00	0.07
101	02	0636	LEGAL PLAN	0.00	0.00	0.00	0.00
101	02	0637	FL HOL ACCR	191,550.40	0.00	0.00	191,550.40
101	02	0638	DC-W/HELD	0.00	0.00	0.00	0.00
101	02	0639	FLEX PLAN	61,977.47	0.00	0.00	61,977.47
101	02	0641	SAFETY SHOES	221.13	0.00	0.00	221.13
101	02	0642	CHARITABLE	0.00	0.00	0.00	0.00
101	02	0643	UNION DUES	0.00	0.00	0.00	0.00
101	02	0645	WAGE ASSIGN	17,245.01	0.00	0.00	17,245.01
101	02	0646	EMP ESTATES	0.00	0.00	0.00	0.00
101	02	0648	VOL AD&D INS	0.00	0.00	0.00	0.00
101	02	0649	OPT LIFE INS	0.00	0.00	0.00	0.00
101	02	0650	UNITED HC IN	579,214.00	0.00	0.00	579,214.00
101	02	0652	VISION CARE	0.00	0.00	0.00	0.00
101	02	0653	ADD LIFE LTD	0.00	0.00	0.00	0.00
101	02	0654	AETNA	0.00	0.00	0.00	0.00
101	02	0655	PAY ADVANCES	2,850.00	0.00	0.00	2,850.00
101	02	0656		0.00	0.00	0.00	0.00
101	02	0657		0.00	0.00	0.00	0.00
101	02	0658	METROMATIC	1,364.04	0.00	0.00	1,364.04
101	02	0659	OPER ENG W/H	5,787.77	0.00	0.00	5,787.77
101	02	0662	DIRECT-UNITD	0.00	0.00	0.00	0.00
101	02	0664	BRICKLAYER	0.00	0.00	0.00	0.00
101	02	0665	CLEARING ACT	242,722.22	296,791.40	295,035.00	244,478.62
101	02	0666	DO NOT USE	0.00	0.00	0.00	0.00
101	02	0671	AS BUILTS	879,160.00	0.00	0.00	879,160.00
101	02	0672	FORF ESCROW	1,506,222.96	0.00	0.00	1,506,222.96
101	02	0673	CO OP PROJEC	105,925.28	0.00	0.00	105,925.28
101	02	0676	ESCROW SETTL	7,085.33	0.00	0.00	7,085.33
101	02	0678	DEPOSIT-MISC	233,323.70	0.00	0.00	233,323.70
101	02	0682	CONSTR DEPO	6,448,024.00	0.00	0.00	6,448,024.00
101	02	0683	SITE RESTOR	0.00	0.00	0.00	0.00
101	02	0699	RES ENCUM 99	0.00	0.00	0.00	0.00
101	02	6899	INT DUE FNDS	0.00	0.00	0.00	0.00

FUND	ACCT TYPE	B.S. ACCOUNT	OBJ/REV SOURCE	BEG BALANCE	TOTAL DEBITS	TOTAL CREDITS	ENDING BALANCE
101	02	8888 SYSTEM REQUI		0.00	0.00	0.00	0.00
		02 ACCT TYPE TOTAL		26,562,401.14-	2,526,542.31	3,104,609.70	27,140,468.53-
101	03	0696 RES ENCUM 96		396.79-	0.00	0.00	396.79-
101	03	0900 FUND BAL-BEG		4,011,155.09-	0.00	0.00	4,011,155.09-
101	03	0902 FUND BAL-BEG		22,982,919.37-	0.00	0.00	22,982,919.37-
101	03	0912 A/D-CONTRIB		0.00	0.00	0.00	0.00
101	03	2000 RES ENCUM 00		13,896.18	0.00	0.00	13,896.18
101	03	2001 RES ENCUM 01		35,674.69-	0.00	0.00	35,674.69-
101	03	2002 RES ENCUM 02		119,538.51-	0.00	0.00	119,538.51-
101	03	2003 RES ENCUM 03		151,610.39-	0.00	0.00	151,610.39-
101	03	2004 RES ENCUM 03		252,743.22-	0.00	0.00	252,743.22-
101	03	2005 RES ENCUM 05		672,750.88-	0.00	0.00	672,750.88-
101	03	2006 RES ENCUM 06		11,939,319.49-	955,690.42	381,190.37	11,364,819.44-
		03 ACCT TYPE TOTAL		40,152,212.25-	955,690.42	381,190.37	39,577,712.20-
101	21		0110 SERV AWAR	5,000.00	0.00	0.00	5,000.00
101	21		0112 MEMBERSHI	5,593.00	0.00	0.00	5,593.00
101	21		0113 EDUC ASSI	2,345.00	0.00	0.00	2,345.00
101	21		0124 UNEMPLOY	1,186.42	0.00	0.00	1,186.42
101	21		0125 SECOND IN	0.00	0.00	0.00	0.00
101	21		0151 TEMP HELP	46,398.75	0.00	0.00	46,398.75
101	21		0201 FUEL, LUB,	36,301.53-	0.00	0.00	36,301.53-
101	21		0202 AUTO PART	1,118.24	0.00	0.00	1,118.24
101	21		0203 EQUIP PAR	414,960.71	0.00	0.00	414,960.71
101	21		0205 CONSTR SU	98,703.45	0.00	0.00	98,703.45
101	21		0207 HARDWARE	1,392.35-	0.00	0.00	1,392.35-
101	21		0208 HOSE SUPP	16,131.65	0.00	0.00	16,131.65
101	21		0209 ELECTRICA	276,557.98	0.00	0.00	276,557.98
101	21		0210 INSTRUMEN	197,026.10	0.00	0.00	197,026.10
101	21		0211 CHEMICALS	36,422.00	31,064.00	62,128.00	5,358.00
101	21		0212 LAB SUPPL	693.69	0.00	0.00	693.69
101	21		0213 ENG & DRA	0.00	0.00	0.00	0.00
101	21		0215 PLUMBING	18,182.93-	0.00	0.00	18,182.93-
101	21		0216 PAINT SUP	715.50-	0.00	0.00	715.50-
101	21		0217 SAFETY SU	75,456.68	0.00	0.00	75,456.68
101	21		0222 JANITORIA	961.20-	0.00	0.00	961.20-
101	21		0224 HAND TOOL	24,560.13	0.00	0.00	24,560.13
101	21		0228 UNIFORMS	979.82	0.00	0.00	979.82
101	21		0230 SAFETY SH	524.97	0.00	0.00	524.97
101	21		0231 PHONE/COM	880.00	0.00	0.00	880.00
101	21		0232 OFFICE SU	6,461.84	0.00	0.00	6,461.84
101	21		0233 COMPUTER	44,608.53	0.00	0.00	44,608.53
101	21		0236 GROUNDS	0.00	0.00	0.00	0.00
101	21		0237 PHOTO/VID	862.12	0.00	0.00	862.12
101	21		0238 PUBL/TRAI	7,855.61-	0.00	0.00	7,855.61-
101	21		0239 ADMIN SUP	16,031.50-	0.00	0.00	16,031.50-
101	21		0306 ELECTRIC	0.00	0.00	0.00	0.00
101	21		0308 WATER	0.00	0.00	0.00	0.00

FUND	ACCT TYPE	B.S. ACCOUNT	OBJ/REV SOURCE	BEG BALANCE	TOTAL DEBITS	TOTAL CREDITS	ENDING BALANCE
101	21		0327 TELEPHONE	0.00	0.00	0.00	0.00
101	21		0401 POSTAGE	26,389.31	0.00	0.00	26,389.31
101	21		0405 OFFICE SY	27,286.30-	0.00	0.00	27,286.30-
101	21		0406 PRINTING	7,312.50	0.00	0.00	7,312.50
101	21		0408 ADVERTISI	36,319.05	0.00	0.00	36,319.05
101	21		0410 TRAVEL	726.03	0.00	0.00	726.03
101	21		0412 PHOTO SER	0.00	0.00	0.00	0.00
101	21		0413 INSURANCE	1,015.00	0.00	0.00	1,015.00
101	21		0414 TRAINING	32,984.00	0.00	0.00	32,984.00
101	21		0416 DATA IMAG	5,331.09-	0.00	0.00	5,331.09-
101	21		0418 FREIGHT	12,232.02	0.00	0.00	12,232.02
101	21		0419 PROP. RENT	20,557.65	0.00	0.00	20,557.65
101	21		0434 OTHER SER	0.00	0.00	0.00	0.00
101	21		0435 LOCKBOX	62,943.21	0.00	0.00	62,943.21
101	21		0436 BANKING S	16,723.80	0.00	0.00	16,723.80
101	21		0439 MEDICAL S	1,934.20-	0.00	0.00	1,934.20-
101	21		0440 SETTLEMEN	0.00	0.00	0.00	0.00
101	21		0441 SETTLEMEN	31,034.61	0.00	0.00	31,034.61
101	21		0442 COURTS/LI	19,219.18	0.00	0.00	19,219.18
101	21		0444 EASEMENTS	68,064.00-	0.00	0.00	68,064.00-
101	21		0445 COLLECT S	37.83	0.00	0.00	37.83
101	21		0447 WATER AGY	0.00	0.00	0.00	0.00
101	21		0452 PROFESS S	990,774.32	767,288.84	1,200,951.31	557,111.85
101	21		0453 BLDG REPA	892,860.24	0.00	0.00	892,860.24
101	21		0454 JANITORIA	9,509.98	0.00	0.00	9,509.98
101	21		0455 GROUNDS S	40,663.00	0.00	0.00	40,663.00
101	21		0456 VEHICLE S	33,271.05	0.00	12,211.83	21,059.22
101	21		0457 MACH/EQ S	761,501.76	47,525.00	95,050.00	713,976.76
101	21		0458 EQUIP REN	2,679.79	0.00	0.00	2,679.79
101	21		0459 SEWER REP	15,187.78-	0.00	0.00	15,187.78-
101	21		0460 ELECTRICA	23,355.26	0.00	0.00	23,355.26
101	21		0461 INSTRU RE	1,996.82	0.00	0.00	1,996.82
101	21		0462 PLUMBING	2,431.00	0.00	0.00	2,431.00
101	21		0463 HVAC SERV	266,553.90	0.00	0.00	266,553.90
101	21		0464 DAMAGE RE	3,290.00-	0.00	0.00	3,290.00-
101	21		0465 WASTE HAU	80,820.27-	0.00	0.00	80,820.27-
101	21		0466 ASH HAULI	772,371.64	119,170.52	238,341.04	653,201.12
101	21		0467 PERMIT FE	24,727.70	0.00	0.00	24,727.70
101	21		0468 LAB TESTI	6,367.44-	0.00	0.00	6,367.44-
101	21		0469 SAFETY SE	2,984.13	0.00	0.00	2,984.13
101	21		0470 ASBESTOS	4,643.00	0.00	0.00	4,643.00
101	21		0471 COM OUTRE	5,000.00-	0.00	0.00	5,000.00-
101	21		0472 TRE/WEED	23,493.17	35,372.98	69,245.86	10,379.81-
101	21		0503 STRUCT IM	165,128.12-	0.00	0.00	165,128.12-
101	21		0504 PROCESS E	51,747.00	0.00	0.00	51,747.00
101	21		0506 MOTOR VEH	589,408.40-	0.00	562,288.22	1,151,696.62-
101	21		0507 MACH & IM	105,907.25	0.00	0.00	105,907.25
101	21		0508 INSTR & A	10,038.26-	0.00	0.00	10,038.26-
101	21		0509 FURN & DF	222,113.67	0.00	0.00	222,113.67
101	21		0511 COMPUTER	155,089.03	0.00	0.00	155,089.03
101	21		0801 CONST COS	149,515.88-	0.00	0.00	149,515.88-

RUN DATE: 10/12/07  
 REPORT ID: A614  
 GENERAL FUND

\*METROPOLITAN SEWER DISTRICT\*  
 SUMMARY TRIAL BALANCE BY FUND  
 FOR BUDGET FISCAL YEAR 2007  
 AS OF JUNE 30, 2007

PAGE: 10

FUND	ACCT TYPE	B.S. ACCOUNT	OBJ/REV SOURCE	BEG BALANCE	TOTAL DEBITS	TOTAL CREDITS	ENDING BALANCE
101	21		0903 CAPITAL-C	13,364.32-	0.00	0.00	13,364.32-
101	21		0904 OTHER OPE	2,677.78-	0.00	0.00	2,677.78-
101	21		0920 NONOPERAT	138,575.00	0.00	0.00	138,575.00
101	21		0940 ESCROW RE	118,941.55-	0.00	0.00	118,941.55-
		21	ACCT TYPE TOTAL	4,707,417.97	1,000,421.34	2,240,216.36	3,467,622.95
101	22		0101 SALARIES	44,472,315.67	583.92	0.00	44,472,899.59
101	22		0102 OVERTIME	1,982,960.19	0.00	0.00	1,982,960.19
101	22		0103 COMP TIME	18,398.10	0.00	0.00	18,398.10
101	22		0104 SICK LEAV	804,480.00	0.00	0.00	804,480.00
101	22		0105 VACATION	418,198.48	0.00	0.00	418,198.48
101	22		0106 WORKERS C	56,046.15	0.00	0.00	56,046.15
101	22		0107 BOARD FEE	1,875.00	0.00	0.00	1,875.00
101	22		0108 FLOAT ACC	6,832.13	0.00	0.00	6,832.13
101	22		0109 CIVIL SER	100.00	0.00	0.00	100.00
101	22		0110 SERV AWAR	44,647.11	0.00	0.00	44,647.11
101	22		0111 WC-SETTLM	287,965.24	0.00	0.00	287,965.24
101	22		0112 MEMBERSHI	203,145.75	0.00	0.00	203,145.75
101	22		0113 EDUC ASSI	156,020.66	0.00	0.00	156,020.66
101	22		0121 FICA TAXE	3,445,324.93	0.00	0.00	3,445,324.93
101	22		0122 GROUP INS	5,867,708.83	0.00	0.00	5,867,708.83
101	22		0123 PENSION C	7,260,259.00	0.00	0.00	7,260,259.00
101	22		0124 UNEMPLOY	16,326.08	0.00	0.00	16,326.08
101	22		0125 SECOND IN	72,914.01	0.00	0.00	72,914.01
101	22		0151 TEMP HELP	2,009,773.56	0.00	0.00	2,009,773.56
101	22		0199 ACCR PAYR	48,151.66	0.00	0.00	48,151.66
101	22		0201 FUEL,LUB,	904,902.11	0.00	0.00	904,902.11
101	22		0202 AUTO PART	207,569.25	0.00	0.00	207,569.25
101	22		0203 EQUIP PAR	1,830,927.59	0.00	0.00	1,830,927.59
101	22		0205 CONSTR SU	1,499,846.30	0.00	0.00	1,499,846.30
101	22		0207 HARDWARE	61,356.33	0.00	0.00	61,356.33
101	22		0208 HOSE SUPP	138,406.14	0.00	0.00	138,406.14
101	22		0209 ELECTRICA	625,601.00	0.00	0.00	625,601.00
101	22		0210 INSTRUMEN	342,204.14	0.00	0.00	342,204.14
101	22		0211 CHEMICALS	1,229,724.88	62,128.00	31,064.00	1,260,788.88
101	22		0212 LAB SUPPL	111,921.98	0.00	0.00	111,921.98
101	22		0213 ENG & DRA	3,079.92	0.00	0.00	3,079.92
101	22		0215 PLUMBING	177,837.19	0.00	0.00	177,837.19
101	22		0216 PAINT SUP	27,726.39	0.00	0.00	27,726.39
101	22		0217 SAFETY SU	242,270.08	0.00	0.00	242,270.08
101	22		0222 JANITORIA	86,326.29	0.00	0.00	86,326.29
101	22		0224 HAND TOOL	239,279.80	0.00	0.00	239,279.80
101	22		0228 UNIFORMS	234,246.32	0.00	0.00	234,246.32
101	22		0230 SAFETY SH	101,833.45	0.00	0.00	101,833.45
101	22		0231 PHONE/COM	19,326.69	0.00	0.00	19,326.69
101	22		0232 OFFICE SU	148,952.01	0.00	0.00	148,952.01
101	22		0233 COMPUTER	321,359.46	0.00	0.00	321,359.46
101	22		0236 GROUNDS	16,410.85	0.00	0.00	16,410.85
101	22		0237 PHOTO/VID	4,204.75	0.00	0.00	4,204.75
101	22		0238 PUBL/TRAI	116,297.23	0.00	0.00	116,297.23

FUND	ACCT TYPE	B.S. ACCOUNT	OBJ/REV SOURCE	BEG BALANCE	TOTAL DEBITS	TOTAL CREDITS	ENDING BALANCE
101	22		0239 ADMIN SUP	41,156.99	0.00	0.00	41,156.99
101	22		0299 INVENTORY	535,159.29	0.00	0.00	535,159.29
101	22		0306 ELECTRIC	6,986,403.71	0.00	0.00	6,986,403.71
101	22		0307 NAT GAS	2,994,060.82	0.00	0.00	2,994,060.82
101	22		0308 WATER	513,097.15	0.00	0.00	513,097.15
101	22		0327 TELEPHONE	662,100.75	0.00	0.00	662,100.75
101	22		0401 POSTAGE	941,279.26	0.00	0.00	941,279.26
101	22		0405 OFFICE SY	1,230,090.42	0.00	0.00	1,230,090.42
101	22		0406 PRINTING	268,198.90	0.00	0.00	268,198.90
101	22		0408 ADVERTISI	285,741.29	0.00	0.00	285,741.29
101	22		0410 TRAVEL	279,284.36	0.00	0.00	279,284.36
101	22		0412 PHOTO SER	6,955.00	0.00	0.00	6,955.00
101	22		0413 INSURANCE	2,915,235.50	0.00	0.00	2,915,235.50
101	22		0414 TRAINING	258,271.26	0.00	0.00	258,271.26
101	22		0416 DATA IMAG	133,765.46	0.00	0.00	133,765.46
101	22		0418 FREIGHT	97,169.95	0.00	0.00	97,169.95
101	22		0419 PROP.RENT	95,974.54	0.00	0.00	95,974.54
101	22		0434 OTHER SER	174.13	0.00	0.00	174.13
101	22		0435 LOCKBOX	571,464.08	0.00	0.00	571,464.08
101	22		0436 BANKING S	99,971.67	0.00	0.00	99,971.67
101	22		0439 MEDICAL S	505,115.14	0.00	0.00	505,115.14
101	22		0440 SETTLEMEN	253,057.59	0.00	0.00	253,057.59
101	22		0441 SETTLEMEN	947,840.42	0.00	0.00	947,840.42
101	22		0442 COURTS/LI	302,157.09	0.00	0.00	302,157.09
101	22		0444 EASEMENTS	262,197.00	0.00	0.00	262,197.00
101	22		0445 COLLECT S	3,950,502.09	0.00	0.00	3,950,502.09
101	22		0447 WATER AGY	861,234.26	0.00	0.00	861,234.26
101	22		0452 PROFESS S	6,287,273.18	857,632.78	418,662.47	6,726,243.49
101	22		0453 BLDG REPA	471,979.53	0.00	0.00	471,979.53
101	22		0454 JANITORIA	883,319.98	0.00	0.00	883,319.98
101	22		0455 GROUNDS S	259,715.69	0.00	0.00	259,715.69
101	22		0456 VEHICLE S	127,818.84	12,212.17	0.00	140,031.01
101	22		0457 MACH/EQ S	1,017,804.35	95,050.00	47,525.00	1,065,329.35
101	22		0458 EQUIP REN	232,431.81	0.00	0.00	232,431.81
101	22		0459 SEWER REP	771,380.73	0.00	0.00	771,380.73
101	22		0460 ELECTRICA	197,613.62	0.00	0.00	197,613.62
101	22		0461 INSTRU RE	224,217.25	0.00	0.00	224,217.25
101	22		0462 PLUMBING	28,769.65	0.00	0.00	28,769.65
101	22		0463 HVAC SERV	58,443.63	0.00	0.00	58,443.63
101	22		0464 DAMAGE RE	15,231.55	0.00	0.00	15,231.55
101	22		0465 WASTE HAU	1,282,455.89	0.00	0.00	1,282,455.89
101	22		0466 ASH HAULI	119,170.45	238,341.04	119,170.52	238,340.97
101	22		0467 PERMIT FE	600,864.74	0.00	0.00	600,864.74
101	22		0468 LAB TESTI	33,794.95	0.00	0.00	33,794.95
101	22		0469 SAFETY SE	68,452.34	0.00	0.00	68,452.34
101	22		0470 ASBESTOS	37,384.50	0.00	0.00	37,384.50
101	22		0471 COM OUTRE	12,794.66	0.00	0.00	12,794.66
101	22		0472 TRE/WEED	236,870.94	67,745.96	33,872.98	270,743.92
101	22		0480 WC ACCRUA	83,408.66	0.00	0.00	83,408.66
101	22		0503 STRUCT IM	417,751.12	0.00	0.00	417,751.12
101	22		0504 PROCESS E	87,912.00	0.00	0.00	87,912.00

\*METROPOLITAN SEWER DISTRICT\*  
 SUMMARY TRIAL BALANCE BY FUND  
 FOR BUDGET FISCAL YEAR 2007  
 AS OF JUNE 30, 2007

FUND	ACCT TYPE	B.S. ACCDUNT	OBJ/REV SOURCE	BEG BALANCE	TOTAL DEBITS	TOTAL CREDITS	ENDING BALANCE
101	22		0506 MOTOR VEH	1,898,958.00	562,303.78	0.00	2,461,261.78
101	22		0507 MACH & IM	112,894.53	0.00	0.00	112,894.53
101	22		0508 INSTR & A	132,379.48	0.00	0.00	132,379.48
101	22		0509 FURN & OF	43,891.89	0.00	0.00	43,891.89
101	22		0511 COMPUTER	564,176.62	0.00	0.00	564,176.62
101	22		0901 CONST COS	153,524.44	0.00	0.00	153,524.44
101	22		0903 CAPITAL-C	113,364.32	0.00	0.00	113,364.32
101	22		0904 OTHER OPE	888,977.78	0.00	0.00	888,977.78
101	22		0920 NONOPERAT	757,425.00	0.00	0.00	757,425.00
101	22		0922 I(D) LAND	35,416.28	0.00	0.00	35,416.28
101	22		0940 ESCROW RE	114,932.99	0.00	0.00	114,932.99
101	22		0953 PY ENC EN	579.71	0.00	0.00	579.71
		22	ACCT TYPE TOTAL	120,236,091.92	1,895,997.65	650,294.97	121,481,794.60
101	31		0015 SSC ADJUS	144.63	0.00	0.00	144.63
101	31		0016 SSC PROVI	4,574,577.15	0.00	380,874.18	4,193,702.97
101	31		0020 TAXES-COU	7,645,288.21	0.00	0.00	7,645,288.21
101	31		0030 TAXES-CIT	3,546,823.66	0.00	0.00	3,546,823.66
101	31		0040 TAXES-ANN	1,933,978.20	0.00	0.00	1,933,978.20
101	31		0101 MACHINE T	41,060.00	0.00	0.00	41,060.00
101	31		0103 CONNECTN	48,845.01	0.00	0.00	48,845.01
101	31		0104 CONST PER	80,207.48	0.00	0.00	80,207.48
101	31		0105 INSPECT F	714,672.99	0.00	0.00	714,672.99
101	31		0106 PLAN REVI	178,597.51	0.00	0.00	178,597.51
101	31		0107 SUBMIT FE	83,684.00	0.00	0.00	83,684.00
101	31		0109 WASTE HAU	1,092,555.93	0.00	0.00	1,092,555.93
101	31		0111 PRETREAT	112,175.71	0.00	0.00	112,175.71
101	31		0121 REIMB COS	136,973.85	0.00	0.00	136,973.85
101	31		0124 REIMB EAS	208,268.56	0.00	0.00	208,268.56
101	31		0125 SCRAP SAL	2,833.78	0.00	0.00	2,833.78
101	31		0126 OTHER REI	863.95	0.00	0.00	863.95
101	31		0199 DOUBT MIS	45,978.10	0.00	10,896.48	35,081.62
101	31		0201 INTEREST	531,411.28	0.00	76,759.02	608,170.30
101	31		0203 NSF FEES	17,734.58	0.00	0.00	17,734.58
101	31		0205 ENG PRNT/	13,432.30	0.00	0.00	13,432.30
101	31		0206 COURT COS	193,640.04	0.00	0.00	193,640.04
101	31		0207 INV PRM/D	26,550.32	0.00	0.00	26,550.32
101	31		0209 INVGAIN/L	21,881.33	0.00	0.00	21,881.33
101	31		0210 ATTORNEY	170,078.79	0.00	0.00	170,078.79
101	31		0212 SALE OF F	117,307.35	0.00	0.00	117,307.35
101	31		0213 LIQUID EN	253,510.88	0.00	0.00	253,510.88
101	31		0215 MISC INCO	299,683.78	0.00	0.00	299,683.78
101	31		0216 FORFEIT D	138,100.00	0.00	0.00	138,100.00
101	31		0221 PROJ BID	43,287.84	0.00	0.00	43,287.84
101	31		0230 ARNOLD WW	222,473.98	0.00	0.00	222,473.98
101	31		0235 GG PROVIS	253.20	41,431.77	0.00	41,178.57
101	31		0240 ALLDC SSC	113,133,718.13	0.00	0.00	113,133,718.13
101	31		0241 TRANS OTR	5,350.93	0.00	0.00	5,350.93
101	31		0334 LATE CHAR	5,073,358.16	0.00	0.00	5,073,358.16
101	31		0336 LIEN FEES	201,516.29	0.00	0.00	201,516.29



RUN DATE: 10/12/07  
REPORT ID: A614  
GENERAL FUND

\*METROPOLITAN SEWER DISTRICT\*  
SUMMARY TRIAL BALANCE BY FUND  
FOR BUDGET FISCAL YEAR 2007  
AS OF JUNE 30, 2007

FUND	ACCT TYPE	B.S. ACCOUNT	OBJ/REV SOURCE	BEG BALANCE	TOTAL DEBITS	TOTAL CREDITS	ENDING BALANCE
		31	ACCT TYPE TOTAL	131,625,655.48	41,431.77	468,529.68	132,052,753.39
101			FUND TOTAL	0.00	6,888,718.17	6,888,718.17	0.00

FUND	ACCT TYPE	B.S. ACCOUNT	OBJ/REV SOURCE	BEG BALANCE	TOTAL DEBITS	TOTAL CREDITS	ENDING BALANCE
102	01	0027	DZARK TABLER	10,217.11	0.00	0.00	10,217.11
102	01	0031	WEST WATSON	18,133.99	0.00	0.00	18,133.99
102	01	0032	WEST WATSON	3,428,514.88	0.00	0.00	3,428,514.88
102	01	0050	CASH-POOLED	5,421,421.08	202,759.34	0.00	5,624,180.42
102	01	0201	INTEREST REC	141,405.46	0.00	0.00	141,405.46
102	01	0320	TX BLS-UNBLD	311,460.08	0.00	0.00	311,460.08
102	01	0325	TX BLS-BILED	99,465.83	0.00	0.00	99,465.83
102	01	0329	TX BLS-RESER	55,826.44	0.00	0.00	55,826.44
102	01	0330	FEDER-UNBLD	0.00	38,000.00	0.00	38,000.00
102	01	0340	STATE-BILLED	3,219.39	0.00	0.00	3,219.39
102	01	0350	LOCAL-UNBLD	9,288.08	6,068.69	0.00	3,219.39
102	01	0360	NON GOV-UNB	9,323.55	0.00	0.00	9,323.55
102	01	0365	NON GOV-BIL	362.19	0.00	0.00	362.19
102	01	0366	MTR LOAN RES	254.51	0.00	0.36	254.87
102	01	0370	MISC RECEIV	0.00	0.00	0.00	0.00
102	01	0380	CONNECT UNBI	2,698.30	0.00	0.00	2,698.30
		01	ACCT TYPE TOTAL	9,380,852.83	246,828.03	0.36	9,627,680.50
102	02	0605	ACCTS PAY	731,313.17	0.00	0.00	731,313.17
102	02	0606	CONTRACT PAY	0.00	0.00	0.00	0.00
102	02	0607	RETAINAG PAY	23,767.68	0.00	0.00	23,767.68
102	02	0615	RESERV ENCUM	29,257.76	0.00	0.00	29,257.76
102	02	0616	RECOUPMENTS	39,519.23	0.00	0.00	39,519.23
102	02	0617	INELIG GRANT	121,466.88	0.00	0.00	121,466.88
102	02	0665	CLEARING ACT	12,720.00	0.00	0.00	12,720.00
102	02	0673	CD DP PROJEC	218,288.00	0.00	0.00	218,288.00
102	02	0676	ESCROW SETTL	19,086.81	0.00	0.00	19,086.81
102	02	0678	DEPOSIT-MISC	93,055.40	0.00	0.00	93,055.40
102	02	0679		16,000.00	0.00	0.00	16,000.00
102	02	0703	RES IMPV DIS	58,697.96	0.00	0.00	58,697.96
102	02	0706	UNEARN GRANT	3,428,514.88	0.00	0.00	3,428,514.88
		02	ACCT TYPE TOTAL	4,707,732.25	0.00	0.00	4,707,732.25
102	03	0696	RES ENCUM 96	0.00	0.00	0.00	0.00
102	03	0698	RES ENCUM 98	99.00	0.00	0.00	99.00
102	03	0900	FUND BAL-BEG	383,915.40	0.00	0.00	383,915.40
102	03	0902	FUND BAL-BEG	4,471,532.65	0.00	0.00	4,471,532.65
102	03	2001	RES ENCUM 01	5,750.00	0.00	0.00	5,750.00
102	03	2002	RES ENCUM 02	138,108.00	0.00	0.00	138,108.00
102	03	2003	RES ENCUM 03	108,721.00	0.00	0.00	108,721.00
102	03	2004	RES ENCUM 03	0.00	0.00	0.00	0.00
102	03	2005	RES ENCUM 05	109,649.93	0.00	0.00	109,649.93
102	03	2006	RES ENCUM 06	3,008,458.27	0.00	0.00	3,008,458.27
		03	ACCT TYPE TOTAL	8,226,234.25	0.00	0.00	8,226,234.25
102	21		0901 CONST COS	49,950.05	0.00	0.00	49,950.05
102	21		0903 CAPITAL-C	139,875.22	0.00	0.00	139,875.22
102	21		0904 OTHER OPE	130,024.64	0.00	0.00	130,024.64

FUND	ACCT TYPE	B.S. ACCOUNT	OBJ/REV SOURCE	BEG BALANCE	TOTAL DEBITS	TOTAL CREDITS	ENDING BALANCE
102	21		0920 NONOPERAT	0.00	0.00	0.00	0.00
		21	ACCT TYPE TOTAL	219,949.81	0.00	0.00	219,949.81
102	22		0900	357,329.38	0.00	0.00	357,329.38
102	22		0901 CONST COS	49,950.05	0.00	0.00	49,950.05
102	22		0903 CAPITAL-C	2,435,124.78	0.00	0.00	2,435,124.78
102	22		0904 DTHR DPE	3,859,508.49	0.00	0.00	3,859,508.49
102	22		0911 PRINCIPAL	332,730.32	0.00	0.00	332,730.32
102	22		0912 INTEREST	5,999.91	0.00	0.00	5,999.91
		22	ACCT TYPE TOTAL	7,040,642.93	0.00	0.00	7,040,642.93
102	31		0016 SSC PROVI	0.00	0.00	0.00	0.00
102	31		0051 TAX BILLS	50,888.01	0.00	0.00	50,888.01
102	31		0054 INT TAX B	3,672.21-	0.00	0.00	3,672.21-
102	31		0102 CONNECT F	2,771,569.72-	0.00	0.00	2,771,569.72-
102	31		0201 INTEREST	474,824.05-	0.00	0.00	474,824.05-
102	31		0207 INV PRM/D	11,989.68-	0.00	0.00	11,989.68-
102	31		0209 INVGAIN/L	65,657.49-	0.00	0.00	65,657.49-
102	31		0213 LIQUID EN	90,699.51-	0.00	0.00	90,699.51-
102	31		0231 FEDERAL G	17,120.45	0.00	246,828.03	229,707.58-
102	31		0232 STATE GRA	357,329.38-	0.00	0.00	357,329.38-
102	31		0235 GG PROVIS	254.51	0.36	0.00	254.87
		31	ACCT TYPE TOTAL	3,707,479.07-	0.36	246,828.03	3,954,306.74-
		102	FUND TOTAL	0.00	246,828.39	246,828.39	0.00

FUND	ACCT TYPE	B.S. ACCOUNT	OBJ/REV SOURCE	BEG BALANCE	TOTAL DEBITS	TOTAL CREDITS	ENDING BALANCE
103	01	0035 2350 MARKET		36,746.41	0.00	0.00	36,746.41
103	01	0050 CASH-POOLED		2,497,119.61	0.00	0.00	2,497,119.61
103	01	0201 INTEREST REC		71,228.97	0.00	0.00	71,228.97
103	01	0370 MISC RECEIV		226,225.00	0.00	0.00	226,225.00
103	01	0390 2350 MARKET		22,545.37	0.00	0.00	22,545.37
	01	ACCT TYPE TOTAL		2,853,865.36	0.00	0.00	2,853,865.36
103	02	0605 ACCTS PAY		148,605.86-	0.00	0.00	148,605.86-
103	02	0608 OTHER PAY		67,038.57-	0.00	0.00	67,038.57-
103	02	0615 RESERV ENCUM		67,038.57	0.00	0.00	67,038.57
103	02	0665 CLEARING ACT		89,852.11-	0.00	0.00	89,852.11-
103	02	0680 A/P 2350 MKT		29,218.24-	0.00	0.00	29,218.24-
	02	ACCT TYPE TOTAL		267,676.21-	0.00	0.00	267,676.21-
103	03	0696 RES ENCUM 96		0.00	0.00	0.00	0.00
103	03	0900 FUND BAL-BEG		2,270.54-	0.00	0.00	2,270.54-
103	03	0902 FUND BAL-BEG		2,465,919.83-	0.00	0.00	2,465,919.83-
103	03	2004 RES ENCUM 03		4,063.84-	0.00	0.00	4,063.84-
103	03	2005 RES ENCUM 05		6,934.57-	0.00	0.00	6,934.57-
103	03	2006 RES ENCUM 06		997,394.65-	0.00	0.00	997,394.65-
	03	ACCT TYPE TOTAL		3,476,583.43-	0.00	0.00	3,476,583.43-
103	21		0205 CONSTR SU	0.00	0.00	0.00	0.00
103	21		0232 OFFICE SU	0.00	0.00	0.00	0.00
103	21		0452 PROFESS S	12,171.67	0.00	0.00	12,171.67
103	21		0453 BLDG REPA	263,096.84	0.00	0.00	263,096.84
103	21		0455 GROUNDS S	10,638.00	0.00	0.00	10,638.00
103	21		0457 MACH/EQ S	0.00	0.00	0.00	0.00
103	21		0460 ELECTRICA	0.00	0.00	0.00	0.00
103	21		0467 PERMIT FE	0.00	0.00	0.00	0.00
103	21		0469 SAFETY SE	0.00	0.00	0.00	0.00
103	21		0503 STRUCT IM	272,192.58	0.00	0.00	272,192.58
103	21		0508 INSTR & A	52,194.00	0.00	0.00	52,194.00
103	21		0509 FURN & DF	270,694.00	0.00	0.00	270,694.00
103	21		0901 CONST CDS	16,155.75-	0.00	0.00	16,155.75-
103	21		0903 CAPITAL-C	0.00	0.00	0.00	0.00
	21	ACCT TYPE TOTAL		864,831.34	0.00	0.00	864,831.34
103	22		0205 CONSTR SU	6,988.52	0.00	0.00	6,988.52
103	22		0209 ELECTRICA	4,626.18	0.00	0.00	4,626.18
103	22		0215 PLUMBING	1,732.55	0.00	0.00	1,732.55
103	22		0222 JANITORIA	25,734.21	0.00	0.00	25,734.21
103	22		0232 OFFICE SU	178.85	0.00	0.00	178.85
103	22		0306 ELECTRIC	198,869.08	0.00	0.00	198,869.08
103	22		0307 NAT GAS	1,004.66	0.00	0.00	1,004.66
103	22		0308 WATER	4,152.76	0.00	0.00	4,152.76
103	22		0327 TELEPHONE	3,116.16	0.00	0.00	3,116.16

RUN DATE: 10/12/07  
 REPORT ID: A614  
 RES FOR RPP, IMPROV. & ALTERAT

\*METROPOLITAN SEWER DISTRICT\*  
 SUMMARY TRIAL BALANCE BY FUND  
 FOR BUDGET FISCAL YEAR 2007  
 AS OF JUNE 30, 2007

FUND	ACCT TYPE	B.S. ACCOUNT	OBJ/REV SOURCE	BEG BALANCE	TOTAL DEBITS	TOTAL CREDITS	ENDING BALANCE
103	22		0405 OFFICE SY	3,302.01	0.00	0.00	3,302.01
103	22		0452 PROFESS S	47,407.32	0.00	0.00	47,407.32
103	22		0453 BLDG REPA	390,188.97	0.00	0.00	390,188.97
103	22		0454 JANITORIA	145,880.32	0.00	0.00	145,880.32
103	22		0455 GROUNDS S	22,415.65	0.00	0.00	22,415.65
103	22		0457 MACH/EQ S	6,455.27	0.00	0.00	6,455.27
103	22		0460 ELECTRICA	5,536.20	0.00	0.00	5,536.20
103	22		0463 HVAC SERV	29,597.84	0.00	0.00	29,597.84
103	22		0467 PERMIT FE	120.00	0.00	0.00	120.00
103	22		0469 SAFETY SE	470.00	0.00	0.00	470.00
103	22		0503 STRUCT IM	179,704.22	0.00	0.00	179,704.22
103	22		0509 FURN & OF	10,214.25	0.00	0.00	10,214.25
103	22		0901 CONST COS	16,155.75	0.00	0.00	16,155.75
103	22		0903 CAPITAL-C	715,000.00	0.00	0.00	715,000.00
		22	ACCT TYPE TOTAL	1,818,850.77	0.00	0.00	1,818,850.77
103	31		0201 INTEREST	158,051.19-	0.00	0.00	158,051.19-
103	31		0207 INV PRM/D	4,899.24-	0.00	0.00	4,899.24-
103	31		0209 INVGAIN/L	20,864.20-	0.00	0.00	20,864.20-
103	31		0211 RENT INCO	878,317.45-	0.00	0.00	878,317.45-
103	31		0213 LIQUID EN	731,155.75-	0.00	0.00	731,155.75-
		31	ACCT TYPE TOTAL	1,793,287.83-	0.00	0.00	1,793,287.83-
		103	FUND TOTAL	0.00	0.00	0.00	0.00

FUND	ACCT TYPE	B.S. ACCOUNT	OBJ/REV SOURCE	BEG BALANCE	TOTAL DEBITS	TOTAL CREDITS	ENDING BALANCE
104	01	0050 CASH-POOLED		6,420,244.99	0.00	0.00	6,420,244.99
104	01	0201 INTEREST REC		35,146.19	0.00	0.00	35,146.19
	01	ACCT TYPE TOTAL		6,455,391.18	0.00	0.00	6,455,391.18
104	02	0605 ACCTS PAY		54,435.88-	0.00	0.00	54,435.88-
104	02	0621 OC RESERVE		86,184.81-	0.00	0.00	86,184.81-
104	02	0623 BM RESERVE		570,799.53-	0.00	0.00	570,799.53-
104	02	0665 CLEARING ACT		0.00	0.00	0.00	0.00
	02	ACCT TYPE TOTAL		711,420.22-	0.00	0.00	711,420.22-
104	03	0902 FUND BAL-BEG		5,674,787.21-	0.00	0.00	5,674,787.21-
104	03	0905 STATE-15%		0.00	0.00	0.00	0.00
104	03	0907 LOCAL CONTRB		0.00	0.00	0.00	0.00
104	03	0908 OTHR CONTRB		0.00	0.00	0.00	0.00
104	03	2006 RES ENCUM 06		0.00	0.00	0.00	0.00
	03	ACCT TYPE TOTAL		5,674,787.21-	0.00	0.00	5,674,787.21-
104	21		0909 FEES-BLKM	0.00	0.00	0.00	0.00
104	21		0910 FEES-OC M	0.00	0.00	0.00	0.00
	21	ACCT TYPE TOTAL		0.00	0.00	0.00	0.00
104	22		0907 BM CLAIMS	3,343,442.23	0.00	0.00	3,343,442.23
104	22		0908 OC CLAIMS	168,576.13	0.00	0.00	168,576.13
104	22		0909 FEES-BLKM	313,010.52	0.00	0.00	313,010.52
104	22		0910 FEES-OC M	340,220.04	0.00	0.00	340,220.04
104	22		0923 I(D) WBUS	631,408.90-	0.00	0.00	631,408.90-
104	22		0927 I(D) OC R	74,324.91	0.00	0.00	74,324.91
	22	ACCT TYPE TOTAL		3,608,164.93	0.00	0.00	3,608,164.93
104	31		0201 INTEREST	408,574.20-	0.00	0.00	408,574.20-
104	31		0207 INV PRM/D	12,519.18-	0.00	0.00	12,519.18-
104	31		0209 INVGAIN/L	56,255.30-	0.00	0.00	56,255.30-
104	31		0241 TRANS OTR	3,200,000.00-	0.00	0.00	3,200,000.00-
	31	ACCT TYPE TOTAL		3,677,348.68-	0.00	0.00	3,677,348.68-
	104	FUND TOTAL		0.00	0.00	0.00	0.00

FUND	ACCT TYPE	B.S. ACCOUNT	OBJ/REV SOURCE	BEG BALANCE	TOTAL DEBITS	TOTAL CREDITS	ENDING BALANCE
122	01	0050 CASH-POOLED		5,469,990.40	0.00	0.00	5,469,990.40
122	01	0201 INTEREST REC		93,799.76	0.00	0.00	93,799.76
		01 ACCT TYPE TOTAL		5,563,790.16	0.00	0.00	5,563,790.16
122	02	0605 ACCTS PAY		0.00	0.00	0.00	0.00
122	02	0665 CLEARING ACT		0.00	0.00	0.00	0.00
		02 ACCT TYPE TOTAL		0.00	0.00	0.00	0.00
122	03	0900 FUND BAL-BEG		3,731.04-	0.00	0.00	3,731.04-
122	03	0902 FUND BAL-BEG		4,523,756.39-	0.00	0.00	4,523,756.39-
122	03	2005 RES ENCUM 05		0.00	0.00	0.00	0.00
122	03	2006 RES ENCUM 06		2,375.00-	0.00	0.00	2,375.00-
		03 ACCT TYPE TOTAL		4,529,862.43-	0.00	0.00	4,529,862.43-
122	21		0201 FUEL, LUB,	0.00	0.00	0.00	0.00
122	21		0202 AUTO PART	0.00	0.00	0.00	0.00
122	21		0203 EQUIP PAR	0.00	0.00	0.00	0.00
122	21		0205 CONSTR SU	0.00	0.00	0.00	0.00
122	21		0207 HARDWARE	0.00	0.00	0.00	0.00
122	21		0209 ELECTRICA	0.00	0.00	0.00	0.00
122	21		0210 INSTRUMEN	650.00	0.00	0.00	650.00
122	21		0215 PLUMBING	0.00	0.00	0.00	0.00
122	21		0217 SAFETY SU	0.00	0.00	0.00	0.00
122	21		0224 HAND TOOL	0.00	0.00	0.00	0.00
122	21		0412 PHOTO SER	0.00	0.00	0.00	0.00
122	21		0418 FREIGHT	0.00	0.00	0.00	0.00
122	21		0453 BLDG REPA	0.00	0.00	0.00	0.00
122	21		0455 GROUNDS S	0.00	0.00	0.00	0.00
122	21		0457 MACH/EQ S	1,725.00	0.00	0.00	1,725.00
122	21		0458 EQUIP REN	0.00	0.00	0.00	0.00
122	21		0459 SEWER REP	0.00	0.00	0.00	0.00
122	21		0460 ELECTRICA	0.00	0.00	0.00	0.00
122	21		0464 DAMAGE RE	0.00	0.00	0.00	0.00
122	21		0487 PERMIT FE	0.00	0.00	0.00	0.00
122	21		0472 TRE/WEED	0.00	0.00	0.00	0.00
122	21		0904 OTHER OPE	6,667.17-	0.00	0.00	6,667.17-
		21 ACCT TYPE TOTAL		4,292.17-	0.00	0.00	4,292.17-
122	22		0201 FUEL, LUB,	14,631.20	0.00	0.00	14,631.20
122	22		0202 AUTO PART	1,074.60	0.00	0.00	1,074.60
122	22		0203 EQUIP PAR	13,889.09-	0.00	0.00	13,889.09-
122	22		0205 CONSTR SU	510.00	0.00	0.00	510.00
122	22		0207 HARDWARE	324.55	0.00	0.00	324.55
122	22		0209 ELECTRICA	10,799.25	0.00	0.00	10,799.25
122	22		0210 INSTRUMEN	2,391.22	0.00	0.00	2,391.22
122	22		0215 PLUMBING	10,554.30	0.00	0.00	10,554.30
122	22		0217 SAFETY SU	828.00	0.00	0.00	828.00

\*METROPOLITAN SEWER DISTRICT\*  
 SUMMARY TRIAL BALANCE BY FUND  
 FOR BUDGET FISCAL YEAR 2007  
 AS OF JUNE 30, 2007

FUND	ACCT TYPE	B.S. ACCOUNT	OBJ/REV SOURCE	BEG BALANCE	TOTAL DEBITS	TOTAL CREDITS	ENDING BALANCE
122	22		0224 HAND TOOL	957.08	0.00	0.00	957.08
122	22		0412 PHOTO SER	190.00	0.00	0.00	190.00
122	22		0418 FREIGHT	0.00	0.00	0.00	0.00
122	22		0453 BLDG REPA	40,892.08	0.00	0.00	40,892.08
122	22		0455 GROUNDS S	4,966.00	0.00	0.00	4,966.00
122	22		0457 MACH/EQ S	66,021.06	0.00	0.00	66,021.06
122	22		0458 EQUIP REN	104,153.61	0.00	0.00	104,153.61
122	22		0459 SEWER REP	2,496.62	0.00	0.00	2,496.62
122	22		0460 ELECTRICA	33,155.19	0.00	0.00	33,155.19
122	22		0464 DAMAGE RE	8,825.82	0.00	0.00	8,825.82
122	22		0467 PERMIT FE	6.45	0.00	0.00	6.45
122	22		0472 TRE/WEED	32,850.00	0.00	0.00	32,850.00
122	22		0904 OTHER OPE	6,667.17	0.00	0.00	6,667.17
		22	ACCT TYPE TOTAL	328,405.11	0.00	0.00	328,405.11
122	31		0121 REIMB COS	274,648.69-	0.00	0.00	274,648.69-
122	31		0201 INTEREST	280,717.09-	0.00	0.00	280,717.09-
122	31		0207 INV PRM/D	9,223.20-	0.00	0.00	9,223.20-
122	31		0209 INVGAIN/L	36,784.52-	0.00	0.00	36,784.52-
122	31		0213 LIQUID EN	6,667.17-	0.00	0.00	6,667.17-
122	31		0241 TRANS OTR	750,000.00-	0.00	0.00	750,000.00-
		31	ACCT TYPE TOTAL	1,358,040.67-	0.00	0.00	1,358,040.67-
		122	FUND TOTAL	0.00	0.00	0.00	0.00



\*METROPOLITAN SEWER DISTRICT\*  
 SUMMARY TRIAL BALANCE BY FUND  
 FOR BUDGET FISCAL YEAR 2007  
 AS OF JUNE 30, 2007

FUND	ACCT TYPE	B.S. ACCOUNT	OBJ/REV SOURCE	BEG BALANCE	TOTAL DEBITS	TOTAL CREDITS	ENDING BALANCE
125	01	0050 CASH-POOLED		0.00	0.00	0.00	0.00
125	01	0201 INTEREST REC		0.00	0.00	0.00	0.00
		01	ACCT TYPE TOTAL	0.00	0.00	0.00	0.00
125	02	0605 ACCTS PAY		0.00	0.00	0.00	0.00
		02	ACCT TYPE TOTAL	0.00	0.00	0.00	0.00
125	03	0902 FUND BAL-BEG		0.00	0.00	0.00	0.00
		03	ACCT TYPE TOTAL	0.00	0.00	0.00	0.00
		125	FUND TOTAL	0.00	0.00	0.00	0.00

FUND	ACCT TYPE	B.S. ACCOUNT	OBJ/REV SOURCE	BEG BALANCE	TOTAL DEBITS	TOTAL CREDITS	ENDING BALANCE
150	01	0040 CASH-SRF		0.00	0.00	0.00	0.00
150	01	0050 CASH-POOLED		260,346,714.39	0.00	0.00	260,346,714.39
150	01	0101 CASH EQUIV		46,931,563.62	0.00	0.00	46,931,563.62
150	01	0120 INVESTMENTS		214,272,255.77	0.00	0.00	214,272,255.77
150	01	0130 INV PUR INT		0.00	0.00	0.00	0.00
150	01	0135 UNREALIZED G		857,105.00	0.00	0.00	857,105.00
150	01	0201 INTEREST REC		0.00	0.00	0.00	0.00
		01 ACCT TYPE TOTAL		0.00	0.00	0.00	0.00
150	02	6899 INT DUE FNDS		0.00	0.00	0.00	0.00
		02 ACCT TYPE TOTAL		0.00	0.00	0.00	0.00
		150 FUND TOTAL		0.00	0.00	0.00	0.00

RUN DATE: 10/12/07  
 REPORT ID: A614  
 MISSISSIPPI RIVER PRIN & INT

\*METROPOLITAN SEWER DISTRICT\*  
 SUMMARY TRIAL BALANCE BY FUND  
 FOR BUDGET FISCAL YEAR 2007  
 AS OF JUNE 30, 2007

FUND	ACCT TYPE	B.S. ACCOUNT	OBJ/REV SOURCE	BEG BALANCE	TOTAL DEBITS	TOTAL CREDITS	ENDING BALANCE
205	01	0010 TRUST FUND		0.00	0.00	0.00	0.00
205	01	0030 CASH-MISS		0.00	0.00	0.00	0.00
205	01	0050 CASH-POOLED		0.00	0.00	0.00	0.00
205	01	0101 CASH EQUIV		0.00	0.00	0.00	0.00
205	01	0201 INTEREST REC		0.00	0.00	0.00	0.00
		01 ACCT TYPE TOTAL		0.00	0.00	0.00	0.00
205	02	0605 ACCTS PAY		0.00	0.00	0.00	0.00
		02 ACCT TYPE TOTAL		0.00	0.00	0.00	0.00
205	03	0902 FUND BAL-BEG		0.00	0.00	0.00	0.00
		03 ACCT TYPE TOTAL		0.00	0.00	0.00	0.00
205	22		0931 TRANSFER	5,350.93	0.00	0.00	5,350.93
		22 ACCT TYPE TOTAL		5,350.93	0.00	0.00	5,350.93
205	31		0020 TAXES-COU	432.79-	0.00	0.00	432.79-
205	31		0030 TAXES-CIT	4,918.14-	0.00	0.00	4,918.14-
		31 ACCT TYPE TOTAL		5,350.93-	0.00	0.00	5,350.93-
		205 FUND TOTAL		0.00	0.00	0.00	0.00

FUND	ACCT TYPE	B.S. ACCOUNT	OBJ/REV SOURCE	BEG BALANCE	TOTAL DEBITS	TOTAL CREDITS	ENDING BALANCE
306	01	0050 CASH-POOLED		0.00	0.00	0.00	0.00
		01 ACCT TYPE TOTAL		0.00	0.00	0.00	0.00
306	02	8888 SYSTEM REQUI		0.00	0.00	0.00	0.00
		02 ACCT TYPE TOTAL		0.00	0.00	0.00	0.00
306	22		0921 SSC ALLOC	111,891,272.34	0.00	0.00	111,891,272.34
306	22		0931 TRANSFER	80,361,659.00	0.00	0.00	80,361,659.00
		22 ACCT TYPE TOTAL		192,252,931.34	0.00	0.00	192,252,931.34
306	31		0017 ANTIC. RE	686,731.31	0.00	0.00	686,731.31
306	31		0320 BASE CHAR	41,066,580.70	0.00	0.00	41,066,580.70
306	31		0326 METERED V	119,646,864.16	0.00	0.00	119,646,864.16
306	31		0328 UNMETERD	22,155,155.12	0.00	0.00	22,155,155.12
306	31		0330 XTRA STRE	6,536,787.03	0.00	0.00	6,536,787.03
306	31		0331 COMPLIANC	3,870,884.86	0.00	0.00	3,870,884.86
306	31		0342 LOW INCOM	336,609.22	0.00	0.00	336,609.22
		31 ACCT TYPE TOTAL		192,252,931.34	0.00	0.00	192,252,931.34
		306 FUND TOTAL		0.00	0.00	0.00	0.00

FUND	ACCT TYPE	B.S. ACCOUNT	OBJ/REV SOURCE	BEG BALANCE	TOTAL DEBITS	TOTAL CREDITS	ENDING BALANCE
307	01	0050 CASH-POOLED		0.00	0.00	0.00	0.00
		01	ACCT TYPE TOTAL	0.00	0.00	0.00	0.00
307	22		0921 SSC ALLOC	1,242,445.79	0.00	0.00	1,242,445.79
		22	ACCT TYPE TOTAL	1,242,445.79	0.00	0.00	1,242,445.79
307	31		0017 ANTIC. RE	998.36	0.00	0.00	998.36
307	31		0320 BASE CHAR	1,246,976.49	0.00	0.00	1,246,976.49
307	31		0342 LOW INCOM	3,532.34	0.00	0.00	3,532.34
		31	ACCT TYPE TOTAL	1,242,445.79	0.00	0.00	1,242,445.79
		307	FUND TOTAL	0.00	0.00	0.00	0.00

RUN DATE: 10/12/07  
 REPORT ID: A614  
 MISSISSIPPI RIVER CONSTRUCTION

\*METROPOLITAN SEWER DISTRICT\*  
 SUMMARY TRIAL BALANCE BY FUND  
 FOR BUDGET FISCAL YEAR 2007  
 AS OF JUNE 30, 2007

FUND	ACCT TYPE	B.S. ACCOUNT	OBJ/REV SOURCE	BEG BALANCE	TOTAL DEBITS	TOTAL CREDITS	ENDING BALANCE
315	01	0010 TRUST FUND		0.00	0.00	0.00	0.00
315	01	0050 CASH-POOLED		0.00	0.00	0.00	0.00
315	01	0330 FEDER-UNBLD		0.00	0.00	0.00	0.00
315	01	0335 FEDER-BILLED		0.00	0.00	0.00	0.00
315	01	0340 STATE-BILLED		0.00	0.00	0.00	0.00
315	01	0345 STATE-UNBLD		0.00	0.00	0.00	0.00
		01 ACCT TYPE TOTAL		0.00	0.00	0.00	0.00
315	02	0605 ACCTS PAY		0.00	0.00	0.00	0.00
		02 ACCT TYPE TOTAL		0.00	0.00	0.00	0.00
315	03	0902 FUND BAL-BEG		0.00	0.00	0.00	0.00
		03 ACCT TYPE TOTAL		0.00	0.00	0.00	0.00
		315 FUND TOTAL		0.00	0.00	0.00	0.00

RUN DATE: 10/12/07  
 REPRRT ID: A614  
 MISSISSIPPI RIVER OMCI FUND

\*METROPOLITAN SEWER DISTRICT\*  
 SUMMARY TRIAL BALANCE BY FUND  
 FOR BUDGET FISCAL YEAR 2007  
 AS OF JUNE 30, 2007

FUND	ACCT TYPE	B.S. ACCOUNT	DBJ/REV SOURCE	BEG BALANCE	TOTAL DEBITS	TOTAL CREDITS	ENDING BALANCE
331	01	0030	CASH-MISS	0.00	0.00	0.00	0.00
331	01	0050	CASH-POOLED	0.00	0.00	0.00	0.00
331	01	0201	INTEREST REC	0.00	0.00	0.00	0.00
331	01	0340	STATE-BILLED	0.00	0.00	0.00	0.00
331	01	0345	STATE-UNBLD	0.00	0.00	0.00	0.00
331	01	0350	LOCAL-UNBLD	0.00	0.00	0.00	0.00
331	01	0355	LOCAL-BILLED	0.00	0.00	0.00	0.00
		01	ACCT TYPE TOTAL	0.00	0.00	0.00	0.00
331	02	0605	ACCTS PAY	0.00	0.00	0.00	0.00
331	02	0665	CLEARING ACT	0.00	0.00	0.00	0.00
		02	ACCT TYPE TOTAL	0.00	0.00	0.00	0.00
331	03	0902	FUND BAL-BEG	0.00	0.00	0.00	0.00
		03	ACCT TYPE TOTAL	0.00	0.00	0.00	0.00
		331	FUND TOTAL	0.00	0.00	0.00	0.00

\*METROPOLITAN SEWER DISTRICT\*  
 SUMMARY TRIAL BALANCE BY FUND  
 FOR BUDGET FISCAL YEAR 2007  
 AS OF JUNE 30, 2007

FUND	ACCT TYPE	B.S. ACCOUNT	OBJ/REV SOURCE	BEG BALANCE	TOTAL DEBITS	TOTAL CREDITS	ENDING BALANCE
353	01	0050 CASH-POOLED		0.00	0.00	0.00	0.00
353	01	0315 SSC-RESERVE		0.00	0.00	0.00	0.00
		01	ACCT TYPE TOTAL	0.00	0.00	0.00	0.00
353	02	0605 ACCTS PAY		0.00	0.00	0.00	0.00
		02	ACCT TYPE TOTAL	0.00	0.00	0.00	0.00
353	03	0902 FUND BAL-BEG		0.00	0.00	0.00	0.00
		03	ACCT TYPE TOTAL	0.00	0.00	0.00	0.00
		353	FUND TOTAL	0.00	0.00	0.00	0.00



RUN DATE: 10/12/07  
 REPORT ID: A614  
 FEE FEE EXTENSION & IMPROVEMNT

\*METROPOLITAN SEWER DISTRICT\*  
 SUMMARY TRIAL BALANCE BY FUND  
 FOR BUDGET FISCAL YEAR 2007  
 AS OF JUNE 30, 2007

FUND	ACCT TYPE	B.S. ACCOUNT	OBJ/REV SOURCE	BEG BALANCE	TOTAL DEBITS	TOTAL CREDITS	ENDING BALANCE
410	01	0010 TRUST FUND		0.00	0.00	0.00	0.00
410	01	0050 CASH-POOLED		171,336.82	0.00	0.00	171,336.82
410	01	0201 INTEREST REC		0.00	0.00	0.00	0.00
		01 ACCT TYPE TOTAL		171,336.82	0.00	0.00	171,336.82
410	02	0605 ACCTS PAY		0.00	0.00	0.00	0.00
410	02	0707 CHSTFLD VLY		62,841.19	0.00	0.00	62,841.19
410	02	0708 MON-CHST LS		10,790.63	0.00	0.00	10,790.63
410	02	0709 FFC-ESCROW		97,705.00	0.00	0.00	97,705.00
		02 ACCT TYPE TOTAL		171,336.82	0.00	0.00	171,336.82
410	03	0902 FUND BAL-BEG		0.00	0.00	0.00	0.00
		03 ACCT TYPE TOTAL		0.00	0.00	0.00	0.00
		410 FUND TOTAL		0.00	0.00	0.00	0.00

FUND	ACCT TYPE	B.S. ACCOUNT	OBJ/REV SOURCE	BEG BALANCE	TOTAL DEBITS	TOTAL CREDITS	ENDING BALANCE
563	01	0050 CASH-POOLED		1,795,484.37	0.00	0.00	1,795,484.37
563	01	0201 INTEREST REC		17,707.06	0.00	0.00	17,707.06
		01 ACCT TYPE TOTAL		1,813,191.43	0.00	0.00	1,813,191.43
563	02	0605 ACCTS PAY		0.00	0.00	0.00	0.00
		02 ACCT TYPE TOTAL		0.00	0.00	0.00	0.00
563	03	0900 FUND BAL-BEG		799.68-	0.00	0.00	799.68-
563	03	0902 FUND BAL-BEG		1,492,769.58-	0.00	0.00	1,492,769.58-
		03 ACCT TYPE TOTAL		1,493,569.26-	0.00	0.00	1,493,569.26-
563	31		0020 TAXES-COU	210,674.80-	0.00	0.00	210,674.80-
563	31		0201 INTEREST	93,379.72-	0.00	0.00	93,379.72-
563	31		0207 INV PRM/D	3,262.45-	0.00	0.00	3,262.45-
563	31		0209 INVGAIN/L	12,305.20-	0.00	0.00	12,305.20-
		31 ACCT TYPE TOTAL		319,622.17-	0.00	0.00	319,622.17-
		563 FUND TOTAL		0.00	0.00	0.00	0.00

FUND	ACCT TYPE	B.S. ACCOUNT	OBJ/REV SOURCE	BEG BALANCE	TOTAL DEBITS	TOTAL CREDITS	ENDING BALANCE
564	01	0032 WEST WATSON		0.00	0.00	0.00	0.00
564	01	0050 CASH-PDDED		5,453,465.54	0.00	0.00	5,453,465.54
564	01	0201 INTEREST REC		50,501.13	0.00	0.00	50,501.13
564	01	0330 FEDER-UNBLD		0.00	0.00	0.00	0.00
564	01	0340 STATE-BILLED		332,206.56	0.00	0.00	332,206.56
564	01	0345 STATE-UNBLD		0.00	0.00	0.00	0.00
564	01	0350 LOCAL-UNBLD		0.00	0.00	0.00	0.00
564	01	0355 LOCAL-BILLED		0.00	0.00	0.00	0.00
	01	ACCT TYPE TOTAL		5,836,173.23	0.00	0.00	5,836,173.23
564	02	0605 ACCTS PAY		56,758.00-	0.00	0.00	56,758.00-
564	02	0606 CONTRACT PAY		57,103.36-	0.00	0.00	57,103.36-
564	02	0607 RETAINAG PAY		93,863.94-	0.00	0.00	93,863.94-
564	02	0608 OTHER PAY		0.00	0.00	0.00	0.00
564	02	0615 RESERV ENCUM		57,412.09	0.00	0.00	57,412.09
564	02	0665 CLEARING ACT		0.00	0.00	0.00	0.00
	02	ACCT TYPE TOTAL		150,313.21-	0.00	0.00	150,313.21-
564	03	0900 FUND BAL-BEG		2,775.40-	0.00	0.00	2,775.40-
564	03	0902 FUND BAL-BEG		2,926,799.00-	0.00	0.00	2,926,799.00-
564	03	2002 RES ENCUM 02		13,535.00-	0.00	0.00	13,535.00-
564	03	2003 RES ENCUM 03		65,858.95-	0.00	0.00	65,858.95-
564	03	2005 RES ENCUM 05		242,768.60-	0.00	0.00	242,768.60-
564	03	2006 RES ENCUM 06		1,429,767.91-	0.00	0.00	1,429,767.91-
	03	ACCT TYPE TOTAL		4,681,504.86-	0.00	0.00	4,681,504.86-
564	21	0901 CONST COS		31,638.56-	0.00	0.00	31,638.56-
564	21	0903 CAPITAL-C		86,067.51-	0.00	0.00	86,067.51-
	21	ACCT TYPE TOTAL		117,706.07-	0.00	0.00	117,706.07-
564	22	0901 CONST COS		31,638.56	0.00	0.00	31,638.56
564	22	0903 CAPITAL-C		1,901,067.51	0.00	0.00	1,901,067.51
	22	ACCT TYPE TOTAL		1,932,706.07	0.00	0.00	1,932,706.07
564	31	0020 TAXES-COU		1,596,365.52-	0.00	0.00	1,596,365.52-
564	31	0201 INTEREST		292,829.26-	0.00	0.00	292,829.26-
564	31	0207 INV PRM/D		9,999.64-	0.00	0.00	9,999.64-
564	31	0209 INVGAIN/L		39,791.23-	0.00	0.00	39,791.23-
564	31	0213 LIQUID EN		98,162.95-	0.00	0.00	98,162.95-
564	31	0232 STATE GRA		782,206.56-	0.00	0.00	782,206.56-
	31	ACCT TYPE TOTAL		2,819,355.16-	0.00	0.00	2,819,355.16-
	564	FUND TOTAL		0.00	0.00	0.00	0.00

FUND	ACCT TYPE	B.S. ACCOUNT	OBJ/REV SOURCE	BEG BALANCE	TOTAL DEBITS	TOTAL CREDITS	ENDING BALANCE
565	01	0032 WEST WATSON		0.00	0.00	0.00	0.00
565	01	0050 CASH-POOLED		2,227,902.05	0.00	0.00	2,227,902.05
565	01	0201 INTEREST REC		20,169.35	0.00	0.00	20,169.35
565	01	0340 STATE-BILLED		32,659.91	0.00	0.00	32,659.91
		01 ACCT TYPE TOTAL		2,280,731.31	0.00	0.00	2,280,731.31
565	02	0605 ACCTS PAY		0.00	0.00	0.00	0.00
565	02	0606 CONTRACT PAY		3,229.44	0.00	0.00	3,229.44
565	02	0607 RETAINAG PAY		8,291.70	0.00	0.00	8,291.70
565	02	0608 OTHER PAY		0.00	0.00	0.00	0.00
565	02	0615 RESERV ENCUM		3,399.42	0.00	0.00	3,399.42
565	02	0665 CLEARING ACT		0.00	0.00	0.00	0.00
		02 ACCT TYPE TOTAL		8,121.72	0.00	0.00	8,121.72
565	03	0900 FUND BAL-BEG		1,251.84	0.00	0.00	1,251.84
565	03	0902 FUND BAL-BEG		1,823,181.71	0.00	0.00	1,823,181.71
565	03	2004 RES ENCUM 03		0.00	0.00	0.00	0.00
565	03	2005 RES ENCUM 05		0.00	0.00	0.00	0.00
565	03	2006 RES ENCUM 06		154,073.20	0.00	0.00	154,073.20
		03 ACCT TYPE TOTAL		1,978,506.75	0.00	0.00	1,978,506.75
565	21	0903 CAPITAL-C		55,107.79	0.00	0.00	55,107.79
		21 ACCT TYPE TOTAL		55,107.79	0.00	0.00	55,107.79
565	22	0903 CAPITAL-C		370,107.79	0.00	0.00	370,107.79
		22 ACCT TYPE TOTAL		370,107.79	0.00	0.00	370,107.79
565	31	0020 TAXES-COU		270,459.24	0.00	0.00	270,459.24
565	31	0201 INTEREST		125,716.48	0.00	0.00	125,716.48
565	31	0207 INV PRM/D		4,291.08	0.00	0.00	4,291.08
565	31	0209 INVGAIN/L		16,684.39	0.00	0.00	16,684.39
565	31	0213 LIQUID EN		151,336.28	0.00	0.00	151,336.28
565	31	0232 STATE GRA		40,615.37	0.00	0.00	40,615.37
		31 ACCT TYPE TOTAL		609,102.84	0.00	0.00	609,102.84
		565 FUND TOTAL		0.00	0.00	0.00	0.00

RUN DATE: 10/12/07  
 REPORT ID: A614  
 DEER CREEK OMCI

\*METROPOLITAN SEWER DISTRICT\*  
 SUMMARY TRIAL BALANCE BY FUND  
 FOR BUDGET FISCAL YEAR 2007  
 AS OF JUNE 30, 2007

FUND	ACCT TYPE	B.S. ACCOUNT	OBJ/REV SOURCE	BEG BALANCE	TOTAL DEBITS	TOTAL CREDITS	ENDING BALANCE
566	01	0032 WEST WATSON		0.00	0.00	0.00	0.00
566	01	0050 CASH-POOLED		9,454,540.27	0.00	0.00	9,454,540.27
566	01	0201 INTEREST REC		135,461.02	0.00	0.00	135,461.02
566	01	0340 STATE-BILLED		209,875.03	0.00	0.00	209,875.03
566	01	0345 STATE-UNBLD		0.00	0.00	0.00	0.00
566	01	0350 LOCAL-UNBLD		0.00	0.00	0.00	0.00
	01	ACCT TYPE TOTAL		9,799,876.32	0.00	0.00	9,799,876.32
566	02	0605 ACCTS PAY		17,589.80-	0.00	0.00	17,589.80-
566	02	0606 CONTRACT PAY		13,821.14-	0.00	70,791.32	84,612.46-
566	02	0607 RETAINAG PAY		68,287.47-	0.00	0.00	68,287.47-
566	02	0608 DTHIR PAY		0.00	0.00	0.00	0.00
566	02	0615 RESERV ENCUM		14,892.02	70,791.32	0.00	85,683.34
566	02	0665 CLEARING ACT		0.00	0.00	0.00	0.00
	02	ACCT TYPE TOTAL		84,806.39-	70,791.32	70,791.32	84,806.39-
566	03	0900 FUND BAL-BEG		4,407.60-	0.00	0.00	4,407.60-
566	03	0902 FUND BAL-BEG		6,142,835.76-	0.00	0.00	6,142,835.76-
566	03	2004 RES ENCUM 03		0.00	0.00	0.00	0.00
566	03	2005 RES ENCUM 05		86,000.00-	0.00	0.00	86,000.00-
566	03	2006 RES ENCUM 06		1,130,596.27-	0.00	0.00	1,130,596.27-
	03	ACCT TYPE TOTAL		7,363,839.63-	0.00	0.00	7,363,839.63-
566	21	0901 CONST COS		83,000.00-	0.00	0.00	83,000.00-
566	21	0903 CAPITAL-C		674,843.44-	0.00	0.00	674,843.44-
	21	ACCT TYPE TOTAL		757,843.44-	0.00	0.00	757,843.44-
566	22	0901 CONST COS		83,000.00	0.00	0.00	83,000.00
566	22	0903 CAPITAL-C		1,672,843.44	0.00	0.00	1,672,843.44
	22	ACCT TYPE TOTAL		1,755,843.44	0.00	0.00	1,755,843.44
566	31	0020 TAXES-COU		2,184,422.89-	0.00	0.00	2,184,422.89-
566	31	0201 INTEREST		510,740.21-	0.00	0.00	510,740.21-
566	31	0207 INV PRM/D		17,941.38-	0.00	0.00	17,941.38-
566	31	0209 INVGAIN/L		67,710.08-	0.00	0.00	67,710.08-
566	31	0213 LIQUID EN		302,224.30-	0.00	0.00	302,224.30-
566	31	0232 STATE GRA		266,191.44-	0.00	0.00	266,191.44-
	31	ACCT TYPE TOTAL		3,349,230.30-	0.00	0.00	3,349,230.30-
566		FUND TOTAL		0.00	70,791.32	70,791.32	0.00

FUND	ACCT TYPE	B.S. ACCOUNT	OBJ/REV SOURCE	BEG BALANCE	TOTAL DEBITS	TOTAL CREDITS	ENDING BALANCE
567	01	0032 WEST WATSON		0.00	0.00	0.00	0.00
567	01	0050 CASH-POOLED		426,794.85	0.00	0.00	426,794.85
567	01	0201 INTEREST REC		3,407.02	0.00	0.00	3,407.02
567	01	0340 STATE-BILLED		0.00	0.00	0.00	0.00
		01 ACCT TYPE TOTAL		430,201.87	0.00	0.00	430,201.87
567	02	0605 ACCTS PAY		0.00	0.00	0.00	0.00
567	02	0665 CLEARING ACT		0.00	0.00	0.00	0.00
		02 ACCT TYPE TOTAL		0.00	0.00	0.00	0.00
567	03	0900 FUND BAL-BEG		334.41-	0.00	0.00	334.41-
567	03	0902 FUND BAL-BEG		244,670.02-	0.00	0.00	244,670.02-
567	03	2005 RES ENCUM 05		0.00	0.00	0.00	0.00
		03 ACCT TYPE TOTAL		245,004.43-	0.00	0.00	245,004.43-
567	21		0903 CAPITAL-C	10,000.00-	0.00	0.00	10,000.00-
		21 ACCT TYPE TOTAL		10,000.00-	0.00	0.00	10,000.00-
567	22		0903 CAPITAL-C	10,000.00	0.00	0.00	10,000.00
		22 ACCT TYPE TOTAL		10,000.00	0.00	0.00	10,000.00
567	31		0020 TAXES-CGU	152,498.94-	0.00	0.00	152,498.94-
567	31		0201 INTEREST	17,095.26-	0.00	0.00	17,095.26-
567	31		0207 INV PRM/D	702.52-	0.00	0.00	702.52-
567	31		0209 INVGAIN/L	2,096.33-	0.00	0.00	2,096.33-
567	31		0213 LIQUID EN	10,000.00-	0.00	0.00	10,000.00-
567	31		0232 STATE GRA	2,804.39-	0.00	0.00	2,804.39-
		31 ACCT TYPE TOTAL		185,197.44-	0.00	0.00	185,197.44-
		567 FUND TOTAL		0.00	0.00	0.00	0.00

FUND	ACCT TYPE	B.S. ACCOUNT	OBJ/REV SOURCE	BEG BALANCE	TOTAL DEBITS	TOTAL CREDITS	ENDING BALANCE
569	01	0050	CASH-POOLED	776,203.72	0.00	0.00	776,203.72
569	01	0201	INTEREST REC	13,318.98	0.00	0.00	13,318.98
		01	ACCT TYPE TOTAL	789,522.70	0.00	0.00	789,522.70
569	02	0605	ACCTS PAY	6,975.53-	0.00	0.00	6,975.53-
569	02	0606	CONTRACT PAY	5,434.95-	0.00	0.00	5,434.95-
569	02	0607	RETAINAG PAY	1,872.43-	0.00	0.00	1,872.43-
569	02	0615	RESERV ENCUM	5,721.00	0.00	0.00	5,721.00
569	02	0665	CLEARING ACT	0.00	0.00	0.00	0.00
		02	ACCT TYPE TOTAL	8,561.91-	0.00	0.00	8,561.91-
569	03	0900	FUND BAL-BEG	437.13-	0.00	0.00	437.13-
569	03	0902	FUND BAL-BEG	554,112.20-	0.00	0.00	554,112.20-
569	03	2005	RES ENCUM 05	27,067.40-	0.00	0.00	27,067.40-
569	03	2006	RES ENCUM 06	0.00	0.00	0.00	0.00
		03	ACCT TYPE TOTAL	581,616.73-	0.00	0.00	581,616.73-
569	21		0903 CAPITAL-C	32,286.34-	0.00	0.00	32,286.34-
		21	ACCT TYPE TOTAL	32,286.34-	0.00	0.00	32,286.34-
569	22		0903 CAPITAL-C	32,286.34	0.00	0.00	32,286.34
		22	ACCT TYPE TOTAL	32,286.34	0.00	0.00	32,286.34
569	31		0020 TAXES-COU	133,613.02-	0.00	0.00	133,613.02-
569	31		0201 INTEREST	38,785.49-	0.00	0.00	38,785.49-
569	31		0207 INV PRM/D	1,378.19-	0.00	0.00	1,378.19-
569	31		0209 INVGAIN/L	5,032.82-	0.00	0.00	5,032.82-
569	31		0213 LIQUID EN	20,534.54-	0.00	0.00	20,534.54-
		31	ACCT TYPE TOTAL	199,344.06-	0.00	0.00	199,344.06-
569			FUND TOTAL	0.00	0.00	0.00	0.00

FUND	ACCT TYPE	B.S. ACCOUNT	OBJ/REV SOURCE	BEG BALANCE	TOTAL DEBITS	TOTAL CREDITS	ENDING BALANCE
571	01	0050 CASH-POOLED		6,685,872.33	0.00	0.00	6,685,872.33
571	01	0201 INTEREST REC		63,681.17	0.00	0.00	63,681.17
571	01	0345 STATE-UNBLD		0.00	0.00	0.00	0.00
571	01	0350 LOCAL-UNBLD		0.00	0.00	0.00	0.00
		01 ACCT TYPE TOTAL		6,749,553.50	0.00	0.00	6,749,553.50
571	02	0605 ACCTS PAY		0.00	0.00	0.00	0.00
571	02	0607 RETAINAG PAY		0.00	0.00	0.00	0.00
571	02	0665 CLEARING ACT		0.00	0.00	0.00	0.00
		02 ACCT TYPE TOTAL		0.00	0.00	0.00	0.00
571	03	0900 FUND BAL-BEG		2,981.42-	0.00	0.00	2,981.42-
571	03	0902 FUND BAL-BEG		5,153,606.85-	0.00	0.00	5,153,606.85-
571	03	2004 RES ENCUM O3		6,179.69-	0.00	0.00	6,179.69-
571	03	2006 RES ENCUM O6		786,172.37-	0.00	0.00	786,172.37-
		03 ACCT TYPE TOTAL		5,948,940.33-	0.00	0.00	5,948,940.33-
571	21	0903 CAPITAL-C		164,208.58	0.00	0.00	164,208.58
		21 ACCT TYPE TOTAL		164,208.58	0.00	0.00	164,208.58
571	22	0903 CAPITAL-C		534,791.42	0.00	0.00	534,791.42
		22 ACCT TYPE TOTAL		534,791.42	0.00	0.00	534,791.42
571	31	0020 TAXES-COU		1,001,334.11-	0.00	0.00	1,001,334.11-
571	31	0201 INTEREST		362,363.04-	0.00	0.00	362,363.04-
571	31	0207 INV PRM/D		12,453.96-	0.00	0.00	12,453.96-
571	31	0209 INVGAIN/L		48,062.65-	0.00	0.00	48,062.65-
571	31	0213 LIQUID EN		75,399.41-	0.00	0.00	75,399.41-
		31 ACCT TYPE TOTAL		1,499,613.17-	0.00	0.00	1,499,613.17-
		571 FUND TOTAL		0.00	0.00	0.00	0.00



RUN DATE: 10/12/07  
 REPORT ID: A614  
 HIGHWAY 67 & CAMBRIA OMCI

\*METROPOLITAN SEWER DISTRICT\*  
 SUMMARY TRIAL BALANCE BY FUND  
 FOR BUDGET FISCAL YEAR 2007  
 AS OF JUNE 30, 2007

FUND	ACCT TYPE	B.S. ACCOUNT	OBJ/REV SOURCE	BEG BALANCE	TOTAL DEBITS	TOTAL CREDITS	ENDING BALANCE
572	01	0050 CASH-POOLED		117,717.98	0.00	0.00	117,717.98
572	01	0201 INTEREST REC		2,713.27	0.00	0.00	2,713.27
		01	ACCT TYPE TOTAL	120,431.25	0.00	0.00	120,431.25
572	02	0605 ACCTS PAY		0.00	0.00	0.00	0.00
		02	ACCT TYPE TOTAL	0.00	0.00	0.00	0.00
572	03	0900 FUND BAL-BEG		79.20-	0.00	0.00	79.20-
572	03	0902 FUND BAL-BEG		112,429.21-	0.00	0.00	112,429.21-
		03	ACCT TYPE TOTAL	112,508.41-	0.00	0.00	112,508.41-
572	31		0201 INTEREST	6,796.34-	0.00	0.00	6,796.34-
572	31		0207 INV PRM/D	214.70-	0.00	0.00	214.70-
572	31		0209 INVGAIN/L	911.80-	0.00	0.00	911.80-
		31	ACCT TYPE TOTAL	7,922.84-	0.00	0.00	7,922.84-
572			FUND TOTAL	0.00	0.00	0.00	0.00

FUND	ACCT TYPE	B.S. ACCOUNT	OBJ/REV SOURCE	BEG BALANCE	TOTAL DEBITS	TOTAL CREDITS	ENDING BALANCE
574	01	0050 CASH-POOLED		43,952.06	0.00	0.00	43,952.06
574	01	0201 INTEREST REC		803.98	0.00	0.00	803.98
		01 ACCT TYPE TOTAL		44,756.04	0.00	0.00	44,756.04
574	02	0605 ACCTS PAY		0.00	0.00	0.00	0.00
574	02	0607 RETAINAG PAY		0.00	0.00	0.00	0.00
		02 ACCT TYPE TOTAL		0.00	0.00	0.00	0.00
574	03	0900 FUND BAL-BEG		19.74-	0.00	0.00	19.74-
574	03	0902 FUND BAL-BEG		21,664.33-	0.00	0.00	21,664.33-
574	03	2006 RES ENCUM 06		1,000.00-	0.00	0.00	1,000.00-
		03 ACCT TYPE TOTAL		22,684.07-	0.00	0.00	22,684.07-
574	21		0903 CAPITAL-C	22,977.67-	0.00	0.00	22,977.67-
		21 ACCT TYPE TOTAL		22,977.67-	0.00	0.00	22,977.67-
574	22		0903 CAPITAL-C	22,977.67	0.00	0.00	22,977.67
		22 ACCT TYPE TOTAL		22,977.67	0.00	0.00	22,977.67
574	31		0020 TAXES-COU	15,264.54-	0.00	0.00	15,264.54-
574	31		0201 INTEREST	2,826.19-	0.00	0.00	2,826.19-
574	31		0207 INV PRM/D	79.18-	0.00	0.00	79.18-
574	31		0209 INVGAIN/L	409.06-	0.00	0.00	409.06-
574	31		0213 LIQUID EN	3,493.00-	0.00	0.00	3,493.00-
		31 ACCT TYPE TOTAL		22,071.97-	0.00	0.00	22,071.97-
		574 FUND TOTAL		0.00	0.00	0.00	0.00

RUN DATE: 10/12/07  
 REPORT ID: A614  
 LYNN HAVEN OMCI

\*METROPOLITAN SEWER DISTRICT\*  
 SUMMARY TRIAL BALANCE BY FUND  
 FOR BUDGET FISCAL YEAR 2007  
 AS OF JUNE 30, 2007

FUND	ACCT TYPE	B.S. ACCOUNT	OBJ/REV SOURCE	BEG BALANCE	TOTAL DEBITS	TOTAL CREDITS	ENDING BALANCE
575	01	0050 CASH-POOLED		256,782.63	0.00	0.00	256,782.63
575	01	0201 INTEREST REC		3,274.09	0.00	0.00	3,274.09
		01 ACCT TYPE TOTAL		260,056.72	0.00	0.00	260,056.72
575	02	0605 ACCTS PAY		0.00	0.00	0.00	0.00
		02 ACCT TYPE TOTAL		0.00	0.00	0.00	0.00
575	03	0900 FUND BAL-BEG		173.47-	0.00	0.00	173.47-
575	03	0902 FUND BAL-BEG		242,600.82-	0.00	0.00	242,600.82-
		03 ACCT TYPE TOTAL		242,774.29-	0.00	0.00	242,774.29-
575	31		0201 INTEREST	14,825.13-	0.00	0.00	14,825.13-
575	31		0207 INV PRM/D	468.32-	0.00	0.00	468.32-
575	31		0209 INVGAIN/L	1,988.98-	0.00	0.00	1,988.98-
		31 ACCT TYPE TOTAL		17,282.43-	0.00	0.00	17,282.43-
		575 FUND TOTAL		0.00	0.00	0.00	0.00

FUND	ACCT TYPE	B.S. ACCOUNT	OBJ/REV SOURCE	BEG BALANCE	TOTAL DEBITS	TOTAL CREDITS	ENDING BALANCE
576	01	0032 WEST WATSON		0.00	0.00	0.00	0.00
576	01	0050 CASH-POOLED		2,925,850.60	0.00	0.00	2,925,850.60
576	01	0201 INTEREST REC		20,344.55	0.00	0.00	20,344.55
576	01	0340 STATE-BILLED		0.00	0.00	0.00	0.00
576	01	0350 LOCAL-UNBLD		0.00	0.00	0.00	0.00
		01 ACCT TYPE TOTAL		2,946,195.15	0.00	0.00	2,946,195.15
576	02	0605 ACCTS PAY		0.00	0.00	0.00	0.00
576	02	0606 CONTRACT PAY		0.00	0.00	0.00	0.00
576	02	0607 RETAINAG PAY		3,288.24	0.00	0.00	3,288.24
576	02	0615 RESERV ENCUM		0.00	0.00	0.00	0.00
576	02	0665 CLEARING ACT		0.00	0.00	0.00	0.00
		02 ACCT TYPE TOTAL		3,288.24	0.00	0.00	3,288.24
576	03	0900 FUND BAL-BEG		1,191.78	0.00	0.00	1,191.78
576	03	0902 FUND BAL-BEG		1,676,201.30	0.00	0.00	1,676,201.30
576	03	2003 RES ENCUM 03		54,120.51	0.00	0.00	54,120.51
576	03	2005 RES ENCUM 05		120,581.14	0.00	0.00	120,581.14
576	03	2006 RES ENCUM 06		66,930.35	0.00	0.00	66,930.35
		03 ACCT TYPE TOTAL		1,919,025.08	0.00	0.00	1,919,025.08
576	21	0903 CAPITAL-C		113,197.10	0.00	0.00	113,197.10
		21 ACCT TYPE TOTAL		113,197.10	0.00	0.00	113,197.10
576	22	0903 CAPITAL-C		113,197.10	0.00	0.00	113,197.10
		22 ACCT TYPE TOTAL		113,197.10	0.00	0.00	113,197.10
576	31	0020 TAXES-COU		464,539.07	0.00	0.00	464,539.07
576	31	0201 INTEREST		130,508.51	0.00	0.00	130,508.51
576	31	0207 INV PRM/D		4,546.05	0.00	0.00	4,546.05
576	31	0209 INVGAIN/L		17,077.78	0.00	0.00	17,077.78
576	31	0213 LIQUID EN		41,773.94	0.00	0.00	41,773.94
576	31	0232 STATE GRA		365,438.48	0.00	0.00	365,438.48
		31 ACCT TYPE TOTAL		1,023,881.83	0.00	0.00	1,023,881.83
		576 FUND TOTAL		0.00	0.00	0.00	0.00

FUND	ACCT TYPE	B.S. ACCOUNT	OBJ/REV SOURCE	BEG BALANCE	TOTAL DEBITS	TOTAL CREDITS	ENDING BALANCE
577	01	0050	CASH-POOLED	305,637.89	0.00	0.00	305,637.99
577	01	0201	INTEREST REC	3,855.80	0.00	0.00	3,855.80
		01	ACCT TYPE TOTAL	309,493.79	0.00	0.00	309,493.79
577	02	0605	ACCTS PAY	0.00	0.00	0.00	0.00
		02	ACCT TYPE TOTAL	0.00	0.00	0.00	0.00
577	03	0900	FUND BAL-BEG	126.89-	0.00	0.00	126.89-
577	03	0902	FUND BAL-BEG	265,499.93-	0.00	0.00	265,499.93-
		03	ACCT TYPE TOTAL	265,626.82-	0.00	0.00	265,626.82-
577	31		0020 TAXES-COU	24,700.05-	0.00	0.00	24,700.05-
577	31		0201 INTEREST	16,443.01-	0.00	0.00	16,443.01-
577	31		0207 INV PRM/D	550.16-	0.00	0.00	550.16-
577	31		0209 INVGAIN/L	2,173.75-	0.00	0.00	2,173.75-
		31	ACCT TYPE TOTAL	43,866.97-	0.00	0.00	43,866.97-
		577	FUND TOTAL	0.00	0.00	0.00	0.00

FUND	ACCT TYPE	B. S. ACCOUNT	OBJ/REV SOURCE	BEG BALANCE	TOTAL DEBITS	TOTAL CREDITS	ENDING BALANCE
579	01	0032 WEST WATSON		0.00	0.00	0.00	0.00
579	01	0050 CASH-POOLED		166,169.21	0.00	0.00	166,169.21
579	01	0201 INTEREST REC		3,761.55	0.00	0.00	3,761.55
579	01	0340 STATE-BILLED		0.00	0.00	0.00	0.00
579	01	0355 LOCAL-BILLED		0.00	0.00	0.00	0.00
		01 ACCT TYPE TOTAL		169,930.76	0.00	0.00	169,930.76
579	02	0605 ACCTS PAY		0.00	0.00	0.00	0.00
579	02	0606 CONTRACT PAY		0.00	0.00	0.00	0.00
579	02	0607 RETAINAG PAY		5,575.80-	0.00	0.00	5,575.80-
579	02	0608 OTHER PAY		0.00	0.00	0.00	0.00
579	02	0615 RESERV ENCUM		0.00	0.00	0.00	0.00
579	02	0665 CLEARING ACT		0.00	0.00	0.00	0.00
		02 ACCT TYPE TOTAL		5,575.80-	0.00	0.00	5,575.80-
579	03	0900 FUND BAL-BEG		147.22-	0.00	0.00	147.22-
579	03	0902 FUND BAL-BEG		188,405.75-	0.00	0.00	188,405.75-
579	03	2005 RES ENCUM 05		20,560.00-	0.00	0.00	20,560.00-
579	03	2006 RES ENCUM 06		48,249.02-	0.00	0.00	48,249.02-
		03 ACCT TYPE TOTAL		257,361.99-	0.00	0.00	257,361.99-
579	21	0903 CAPITAL-C		15,110.98-	0.00	0.00	15,110.98-
		21 ACCT TYPE TOTAL		15,110.98-	0.00	0.00	15,110.98-
579	22	0903 CAPITAL-C		174,110.98	0.00	0.00	174,110.98
		22 ACCT TYPE TOTAL		174,110.98	0.00	0.00	174,110.98
579	31	0020 TAXES-CDU		44,363.53-	0.00	0.00	44,363.53-
579	31	0201 INTEREST		15,501.30-	0.00	0.00	15,501.30-
579	31	0207 INV PRM/D		460.25-	0.00	0.00	460.25-
579	31	0209 INVGAIN/L		2,141.42-	0.00	0.00	2,141.42-
579	31	0213 LIQUID EN		1,023.96-	0.00	0.00	1,023.96-
579	31	0232 STATE GRA		2,502.51-	0.00	0.00	2,502.51-
		31 ACCT TYPE TOTAL		65,992.97-	0.00	0.00	65,992.97-
		579 FUND TOTAL		0.00	0.00	0.00	0.00

FUND	ACCT TYPE	B.S. ACCOUNT	OBJ/REV SOURCE	BEG BALANCE	TOTAL DEBITS	TOTAL CREDITS	ENDING BALANCE
580	01	0050 CASH-POOLED		151,025.63	0.00	0.00	151,025.63
580	01	0201 INTEREST REC		1,740.75	0.00	0.00	1,740.75
		01 ACCT TYPE TOTAL		152,766.38	0.00	0.00	152,766.38
580	02	0605 ACCTS PAY		0.00	0.00	0.00	0.00
		02 ACCT TYPE TOTAL		0.00	0.00	0.00	0.00
580	03	0900 FUND BAL-BEG		102.13-	0.00	0.00	102.13-
580	03	0902 FUND BAL-BEG		142,499.63-	0.00	0.00	142,499.63-
		03 ACCT TYPE TOTAL		142,601.76-	0.00	0.00	142,601.76-
580	31		0201 INTEREST	8,719.34-	0.00	0.00	8,719.34-
580	31		0207 INV PRM/D	275.47-	0.00	0.00	275.47-
580	31		0209 INVGAIN/L	1,169.81-	0.00	0.00	1,169.81-
		31 ACCT TYPE TOTAL		10,164.62-	0.00	0.00	10,164.62-
		580 FUND TOTAL		0.00	0.00	0.00	0.00

RUN DATE: 10/12/07  
 REPORT ID: A614  
 PADDOCK CREEK OMCI

\*METROPOLITAN SEWER DISTRICT\*  
 SUMMARY TRIAL BALANCE BY FUND  
 FOR BUDGET FISCAL YEAR 2007  
 AS OF JUNE 30, 2007

FUND	ACCT TYPE	B.S. ACCOUNT	OBJ/REV SOURCE	BEG BALANCE	TOTAL DEBITS	TOTAL CREDITS	ENDING BALANCE
581	01	0050 CASH-POOLED		664,248.17	0.00	0.00	664,248.17
581	01	0201 INTEREST REC		9,878.01	0.00	0.00	9,878.01
		01	ACCT TYPE TOTAL	674,126.18	0.00	0.00	674,126.18
581	02	0605 ACCTS PAY		0.00	0.00	0.00	0.00
		02	ACCT TYPE TOTAL	0.00	0.00	0.00	0.00
581	03	0900 FUND BAL-BEG		259.77-	0.00	0.00	259.77-
581	03	0902 FUND BAL-BEG		505,358.40-	0.00	0.00	505,358.40-
581	03	2006 RES ENCUM 06		30,771.71-	0.00	0.00	30,771.71-
		03	ACCT TYPE TOTAL	536,389.88-	0.00	0.00	536,389.88-
581	21		0903 CAPITAL-C	64,918.61-	0.00	0.00	64,918.61-
		21	ACCT TYPE TOTAL	64,918.61-	0.00	0.00	64,918.61-
581	22		0903 CAPITAL-C	64,918.61	0.00	0.00	64,918.61
		22	ACCT TYPE TOTAL	64,918.61	0.00	0.00	64,918.61
581	31		0020 TAXES-COU	94,260.90-	0.00	0.00	94,260.90-
581	31		0201 INTEREST	37,277.42-	0.00	0.00	37,277.42-
581	31		0207 INV PRM/D	1,277.89-	0.00	0.00	1,277.89-
581	31		0209 INVGAIN/L	4,920.09-	0.00	0.00	4,920.09-
		31	ACCT TYPE TOTAL	137,736.30-	0.00	0.00	137,736.30-
581			FUND TOTAL	0.00	0.00	0.00	0.00



FUND	ACCT TYPE	B.S. ACCOUNT	OBJ/REV SOURCE	BEG BALANCE	TOTAL DEBITS	TOTAL CREDITS	ENDING BALANCE
583	01	0050 CASH-POOLED		1,190,807.26	0.00	0.00	1,190,807.26
583	01	0201 INTEREST REC		13,091.71	0.00	0.00	13,091.71
583	01	0340 STATE-BILLED		38,991.10	0.00	0.00	38,991.10
		01 ACCT TYPE TOTAL		1,242,890.07	0.00	0.00	1,242,890.07
583	02	0605 ACCTS PAY		0.00	0.00	0.00	0.00
583	02	0606 CONTRACT PAY		0.00	0.00	0.00	0.00
583	02	0607 RETAINAG PAY		8,305.96-	0.00	0.00	8,305.96-
583	02	0608 OTHER PAY		0.00	0.00	0.00	0.00
583	02	0615 RESERV ENCUM		0.00	0.00	0.00	0.00
583	02	0665 CLEARING ACT		0.00	0.00	0.00	0.00
		02 ACCT TYPE TOTAL		8,305.96-	0.00	0.00	8,305.96-
583	03	0900 FUND BAL-BEG		662.06-	0.00	0.00	662.06-
583	03	0902 FUND BAL-BEG		989,332.27-	0.00	0.00	989,332.27-
583	03	2005 RES ENCUM 05		45,351.39-	0.00	0.00	45,351.39-
583	03	2006 RES ENCUM 06		39,720.76-	0.00	0.00	39,720.76-
		03 ACCT TYPE TOTAL		1,075,068.48-	0.00	0.00	1,075,068.48-
583	21	0903 CAPITAL-C		47,464.39-	0.00	0.00	47,464.39-
		21 ACCT TYPE TOTAL		47,464.39-	0.00	0.00	47,464.39-
583	22	0903 CAPITAL-C		252,464.39	0.00	0.00	252,464.39
		22 ACCT TYPE TOTAL		252,464.39	0.00	0.00	252,464.39
583	31	0020 TAXES-COU		222,031.93-	0.00	0.00	222,031.93-
583	31	0201 INTEREST		68,847.79-	0.00	0.00	68,847.79-
583	31	0207 INV PRM/D		2,237.15-	0.00	0.00	2,237.15-
583	31	0209 INVGAIN/L		9,242.66-	0.00	0.00	9,242.66-
583	31	0213 LIQUID EN		23,167.00-	0.00	0.00	23,167.00-
583	31	0232 STATE GRA		38,991.10-	0.00	0.00	38,991.10-
		31 ACCT TYPE TOTAL		364,517.63-	0.00	0.00	364,517.63-
583		FUND TOTAL		0.00	0.00	0.00	0.00

FUND	ACCT TYPE	B.S. ACCOUNT	OBJ/REV SOURCE	BEG BALANCE	TOTAL DEBITS	TOTAL CREDITS	ENDING BALANCE
584	01	0032 WEST WATSON		0.00	0.00	0.00	0.00
584	01	0050 CASH-POOLED		3,485,962.46	0.00	0.00	3,485,962.46
584	01	0201 INTEREST REC		28,540.32	0.00	0.00	28,540.32
584	01	0340 STATE-BILLED		313,753.07	0.00	0.00	313,753.07
584	01	0345 STATE-UNBLD		0.00	0.00	0.00	0.00
584	01	0355 LOCAL-BILLED		0.00	0.00	0.00	0.00
	01	ACCT TYPE TOTAL		3,828,255.85	0.00	0.00	3,828,255.85
584	02	0605 ACCTS PAY		0.00	0.00	0.00	0.00
584	02	0607 RETAINAG PAY		1,286.00-	0.00	0.00	1,286.00-
584	02	0608 OTHER PAY		0.00	0.00	0.00	0.00
584	02	0615 RESERVY ENCUM		0.00	0.00	0.00	0.00
584	02	0665 CLEARING ACT		0.00	0.00	0.00	0.00
	02	ACCT TYPE TOTAL		1,286.00-	0.00	0.00	1,286.00-
584	03	0900 FUND BAL-BEG		3,594.70-	0.00	0.00	3,594.70-
584	03	0902 FUND BAL-BEG		2,191,402.39-	0.00	0.00	2,191,402.39-
584	03	2002 RES ENCUM 02		0.00	0.00	0.00	0.00
584	03	2003 RES ENCUM 03		95,000.00-	0.00	0.00	95,000.00-
584	03	2005 RES ENCUM 05		26,038.78-	0.00	0.00	26,038.78-
584	03	2006 RES ENCUM 06		23,130.10-	0.00	0.00	23,130.10-
	03	ACCT TYPE TOTAL		2,339,165.97-	0.00	0.00	2,339,165.97-
584	21		0901 CONST COS	3,169.80-	0.00	0.00	3,169.80-
584	21		0903 CAPITAL-C	13,130.10	0.00	0.00	13,130.10
	21	ACCT TYPE TOTAL		9,960.30	0.00	0.00	9,960.30
584	22		0901 CONST COS	3,169.80	0.00	0.00	3,169.80
584	22		0903 CAPITAL-C	35,869.90	0.00	0.00	35,869.90
	22	ACCT TYPE TOTAL		39,039.70	0.00	0.00	39,039.70
584	31		0020 TAXES-CDU	680,193.15-	0.00	0.00	680,193.15-
584	31		0201 INTEREST	137,615.33-	0.00	0.00	137,615.33-
584	31		0207 INV PRM/D	5,094.98-	0.00	0.00	5,094.98-
584	31		0209 INVGAIN/L	17,557.74-	0.00	0.00	17,557.74-
584	31		0213 LIQUID EN	3,518.77-	0.00	0.00	3,518.77-
584	31		0232 STATE GRA	692,823.91-	0.00	0.00	692,823.91-
	31	ACCT TYPE TOTAL		1,536,803.88-	0.00	0.00	1,536,803.88-
	584	FUND TOTAL		0.00	0.00	0.00	0.00

RUN DATE: 10/12/07  
 REPORT ID: A614  
 UPPER PADDOCK CREEK OMCI

\*METROPOLITAN SEWER DISTRICT\*  
 SUMMARY TRIAL BALANCE BY FUND  
 FOR BUDGET FISCAL YEAR 2007  
 AS OF JUNE 30, 2007

FUND	ACCT TYPE	B.S. ACCDUNT	DBJ/REV SOURCE	BEG BALANCE	TOTAL DEBITS	TOTAL CREDITS	ENDING BALANCE
585	01	0050	CASH-POOLED	291,073.08	0.00	0.00	291,073.08
585	01	0201	INTEREST REC	3,243.91	0.00	0.00	3,243.91
		01	ACCT TYPE TOTAL	294,316.99	0.00	0.00	294,316.99
585	02	0605	ACCTS PAY	0.00	0.00	0.00	0.00
		02	ACCT TYPE TOTAL	0.00	0.00	0.00	0.00
585	03	0900	FUND BAL-BEG	127.05-	0.00	0.00	127.05-
585	03	0902	FUND BAL-BEG	254,250.66-	0.00	0.00	254,250.66-
		03	ACCT TYPE TOTAL	254,377.71-	0.00	0.00	254,377.71-
585	31		0020 TAXES-COU	21,576.40-	0.00	0.00	21,576.40-
585	31		0201 INTEREST	15,756.18-	0.00	0.00	15,756.18-
585	31		0207 INV PRM/D	521.40-	0.00	0.00	521.40-
585	31		0209 INVGAIN/L	2,085.30-	0.00	0.00	2,085.30-
		31	ACCT TYPE TOTAL	39,939.28-	0.00	0.00	39,939.28-
585			FUND TOTAL	0.00	0.00	0.00	0.00

RUN DATE: 10/12/07  
 REPORT ID: A614  
 VINITA PARK OMCI

\*METROPOLITAN SEWER DISTRICT\*  
 SUMMARY TRIAL BALANCE BY FUND  
 FOR BUDGET FISCAL YEAR 2007  
 AS OF JUNE 30, 2007

FUND	ACCT TYPE	B.S. ACCOUNT	OBJ/REV SOURCE	BEG BALANCE	TOTAL DEBITS	TOTAL CREDITS	ENDING BALANCE
586	01	0050 CASH-POOLED		51,022.40	0.00	0.00	51,022.40
586	01	0201 INTEREST REC		1,893.65	0.00	0.00	1,893.65
			01 ACCT TYPE TOTAL	52,916.05	0.00	0.00	52,916.05
586	02	0605 ACCTS PAY		0.00	0.00	0.00	0.00
			02 ACCT TYPE TOTAL	0.00	0.00	0.00	0.00
586	03	0900 FUND BAL-BEG		75.84-	0.00	0.00	75.84-
586	03	0902 FUND BAL-BEG		49,406.21-	0.00	0.00	49,406.21-
			03 ACCT TYPE TOTAL	49,482.05-	0.00	0.00	49,482.05-
586	31		0201 INTEREST	2,945.73-	0.00	0.00	2,945.73-
586	31		0207 INV PRM/D	93.06-	0.00	0.00	93.06-
586	31		0209 INVGAIN/L	395.21-	0.00	0.00	395.21-
			31 ACCT TYPE TOTAL	3,434.00-	0.00	0.00	3,434.00-
			586 FUND TOTAL	0.00	0.00	0.00	0.00

FUND	ACCT TYPE	B.S. ACCOUNT	OBJ/REV SDURCE	BEG BALANCE	TOTAL DEBITS	TOTAL CREDITS	ENDING BALANCE
587	01	0032 WEST WATSON		0.00	0.00	0.00	0.00
587	01	0050 CASH-POOLED		588,244.63	0.00	0.00	588,244.63
587	01	0201 INTEREST REC		8,067.28	0.00	0.00	8,067.28
587	01	0340 STATE-BILLED		0.00	0.00	0.00	0.00
		01 ACCT TYPE TOTAL		596,311.91	0.00	0.00	596,311.91
587	02	0605 ACCTS PAY		0.00	0.00	0.00	0.00
		02 ACCT TYPE TOTAL		0.00	0.00	0.00	0.00
587	03	0900 FUND BAL-BEG		138.43-	0.00	0.00	138.43-
587	03	0902 FUND BAL-BEG		461,129.13-	0.00	0.00	461,129.13-
		03 ACCT TYPE TOTAL		461,267.56-	0.00	0.00	461,267.56-
587	31	0020 TAXES-COU		97,807.93-	0.00	0.00	97,807.93-
587	31	0201 INTEREST		28,993.36-	0.00	0.00	28,993.36-
587	31	0207 INV PRM/D		1,022.10-	0.00	0.00	1,022.10-
587	31	0209 INVGAIN/L		3,768.62-	0.00	0.00	3,768.62-
587	31	0232 STATE GRA		3,452.34-	0.00	0.00	3,452.34-
		31 ACCT TYPE TOTAL		135,044.35-	0.00	0.00	135,044.35-
		587 FUND TOTAL		0.00	0.00	0.00	0.00

FUND	ACCT TYPE	B.S. ACCOUNT	OBJ/REV SOURCE	BEG BALANCE	TOTAL DEBITS	TOTAL CREDITS	ENDING BALANCE
588	01	0050 CASH-POOLED		592,080.17	0.00	0.00	592,080.17
588	01	0201 INTEREST REC		4,458.19	0.00	0.00	4,458.19
		01	ACCT TYPE TOTAL	596,538.36	0.00	0.00	596,538.36
588	02	0605 ACCTS PAY		0.00	0.00	0.00	0.00
		02	ACCT TYPE TOTAL	0.00	0.00	0.00	0.00
588	03	0900 FUND BAL-BEG		306.13-	0.00	0.00	306.13-
588	03	0902 FUND BAL-BEG		528,824.85-	0.00	0.00	528,824.85-
		03	ACCT TYPE TOTAL	529,130.98-	0.00	0.00	529,130.98-
588	31		0020 TAXES-COU	29,215.95-	0.00	0.00	29,215.95-
588	31		0201 INTEREST	32,761.01-	0.00	0.00	32,761.01-
588	31		0207 INV PRM/D	1,071.11-	0.00	0.00	1,071.11-
588	31		0209 INVGAIN/L	4,359.31-	0.00	0.00	4,359.31-
		31	ACCT TYPE TOTAL	67,407.38-	0.00	0.00	67,407.38-
588			FUND TOTAL	0.00	0.00	0.00	0.00

FUND	ACCT TYPE	B.S. ACCOUNT	OBJ/REV SOURCE	BEG BALANCE	TOTAL DEBITS	TOTAL CREDITS	ENDING BALANCE
589	01	0050	CASH-POOLED	193,263.95	0.00	0.00	193,263.95
589	01	0201	INTEREST REC	1,918.24	0.00	0.00	1,918.24
589	01	0340	STATE-BILLED	0.00	0.00	0.00	0.00
		01	ACCT TYPE TOTAL	195,182.19	0.00	0.00	195,182.19
589	02	0605	ACCTS PAY	0.00	0.00	0.00	0.00
		02	ACCT TYPE TOTAL	0.00	0.00	0.00	0.00
589	03	0900	FUND BAL-BEG	134.82-	0.00	0.00	134.82-
589	03	0902	FUND BAL-BEG	119,489.20-	0.00	0.00	119,489.20-
589	03	2005	RES ENCUM 05	26,585.20-	0.00	0.00	26,585.20-
		03	ACCT TYPE TOTAL	146,209.22-	0.00	0.00	146,209.22-
589	31		0020 TAXES-COU	38,147.38-	0.00	0.00	38,147.38-
589	31		0201 INTEREST	9,287.32-	0.00	0.00	9,287.32-
589	31		0207 INV PRM/D	337.53-	0.00	0.00	337.53-
589	31		0209 INVGAIN/L	1,200.74-	0.00	0.00	1,200.74-
589	31		0232 STATE GRA	0.00	0.00	0.00	0.00
		31	ACCT TYPE TOTAL	48,972.97-	0.00	0.00	48,972.97-
		589	FUND TOTAL	0.00	0.00	0.00	0.00

FUND	ACCT TYPE	B.S. ACCOUNT	OBJ/REV SOURCE	BEG BALANCE	TOTAL DEBITS	TOTAL CREDITS	ENDING BALANCE
590	01	0050 CASH-POOLED		5,822,993.91	0.00	0.00	5,822,993.91
590	01	0201 INTEREST REC		38,224.18	0.00	0.00	38,224.18
			01 ACCT TYPE TOTAL	5,861,218.09	0.00	0.00	5,861,218.09
590	02	0605 ACCTS PAY		11,790.28-	0.00	0.00	11,790.28-
			02 ACCT TYPE TOTAL	11,790.28-	0.00	0.00	11,790.28-
590	03	0900 FUND BAL-BEG		3,197.54-	0.00	0.00	3,197.54-
590	03	0902 FUND BAL-BEG		4,676,834.41-	0.00	0.00	4,676,834.41-
590	03	2005 RES ENCUM 05		5,831.08-	0.00	0.00	5,831.08-
590	03	2006 RES ENCUM 06		107,671.31-	0.00	0.00	107,671.31-
			03 ACCT TYPE TOTAL	4,793,534.34-	0.00	0.00	4,793,534.34-
590	21		0903 CAPITAL-C	2,675.07-	0.00	0.00	2,675.07-
590	21		0904 OTHER OPE	301,585.60-	0.00	0.00	301,585.60-
			21 ACCT TYPE TOTAL	304,260.67-	0.00	0.00	304,260.67-
590	22		0903 CAPITAL-C	2,675.07	0.00	0.00	2,675.07
590	22		0904 OTHER OPE	301,585.60	0.00	0.00	301,585.60
			22 ACCT TYPE TOTAL	304,260.67	0.00	0.00	304,260.67
590	31		0020 TAXES-COU	683,799.97-	0.00	0.00	683,799.97-
590	31		0201 INTEREST	318,902.81-	0.00	0.00	318,902.81-
590	31		0207 INV PRM/D	10,922.39-	0.00	0.00	10,922.39-
590	31		0209 INVGAIN/L	42,268.30-	0.00	0.00	42,268.30-
			31 ACCT TYPE TOTAL	1,055,893.47-	0.00	0.00	1,055,893.47-
			590 FUND TOTAL	0.00	0.00	0.00	0.00



FUND	ACCT TYPE	B.S. ACCOUNT	OBJ/REV SOURCE	BEG BALANCE	TOTAL DEBITS	TOTAL CREDITS	ENDING BALANCE
591	01	0010 TRUST FUND		0.00	0.00	0.00	0.00
591	01	0050 CASH-POOLED		7,823,147.00	0.00	0.00	7,823,147.00
591	01	0201 INTEREST REC		54,795.23	0.00	0.00	54,795.23
591	01	0335 FEDER-BILLED		0.00	0.00	0.00	0.00
591	01	0340 STATE-BILLED		0.00	0.00	0.00	0.00
591	01	0345 STATE-UNBLD		0.00	0.00	0.00	0.00
		01 ACCT TYPE TOTAL		7,877,942.23	0.00	0.00	7,877,942.23
591	02	0605 ACCTS PAY		850.00-	0.00	0.00	850.00-
591	02	0606 CONTRACT PAY		15,000.00-	0.00	0.00	15,000.00-
591	02	0607 RETAINAG PAY		15,460.11-	0.00	0.00	15,460.11-
591	02	0615 RESERV ENCUM		15,000.00	0.00	0.00	15,000.00
591	02	0665 CLEARING ACT		0.00	0.00	0.00	0.00
		02 ACCT TYPE TOTAL		16,310.11-	0.00	0.00	16,310.11-
591	03	0698 RES ENCUM 98		2,023.23-	0.00	0.00	2,023.23-
591	03	0699 RES ENCUM 99		9,899.14-	0.00	0.00	9,899.14-
591	03	0900 FUND BAL-BEG		5,015.00-	0.00	0.00	5,015.00-
591	03	0902 FUND BAL-BEG		5,336,577.62-	0.00	0.00	5,336,577.62-
591	03	2003 RES ENCUM 03		111,958.00-	0.00	0.00	111,958.00-
591	03	2005 RES ENCUM 05		209,393.53-	0.00	0.00	209,393.53-
591	03	2006 RES ENCUM 06		2,317,365.96-	0.00	0.00	2,317,365.96-
		03 ACCT TYPE TOTAL		7,992,232.48-	0.00	0.00	7,992,232.48-
591	21	0901 CONST COS		82,237.00-	0.00	0.00	82,237.00-
591	21	0903 CAPITAL-C		2,000,367.54	0.00	0.00	2,000,367.54
		21 ACCT TYPE TOTAL		1,918,130.54	0.00	0.00	1,918,130.54
591	22	0901 CONST COS		82,237.00	0.00	0.00	82,237.00
591	22	0903 CAPITAL-C		889,632.46	0.00	0.00	889,632.46
		22 ACCT TYPE TOTAL		971,869.46	0.00	0.00	971,869.46
591	31	0020 TAXES-COU		2,265,769.95-	0.00	0.00	2,265,769.95-
591	31	0201 INTEREST		393,173.24-	0.00	0.00	393,173.24-
591	31	0207 INV PRM/D		14,740.48-	0.00	0.00	14,740.48-
591	31	0209 INVGAIN/L		50,606.19-	0.00	0.00	50,606.19-
591	31	0213 LIQUID EN		35,109.78-	0.00	0.00	35,109.78-
		31 ACCT TYPE TOTAL		2,759,399.64-	0.00	0.00	2,759,399.64-
		591 FUND TOTAL		0.00	0.00	0.00	0.00

RUN DATE: 10/12/07  
 REPORT ID: A614  
 SHREWSBURY BR OF RIVER DES PER

\*METROPOLITAN SEWER DISTRICT\*  
 SUMMARY TRIAL BALANCE BY FUND  
 FOR BUDGET FISCAL YEAR 2007  
 AS OF JUNE 30, 2007

FUND	ACCT TYPE	B.S. ACCOUNT	OBJ/REV SOURCE	BEG BALANCE	TOTAL DEBITS	TOTAL CREDITS	ENDING BALANCE
592	01	0050 CASH-POOLED		61,861.45	0.00	0.00	61,861.45
592	01	0201 INTEREST REC		2,605.30	0.00	0.00	2,605.30
		01	ACCT TYPE TOTAL	64,466.75	0.00	0.00	64,466.75
592	02	0605 ACCTS PAY		0.00	0.00	0.00	0.00
		02	ACCT TYPE TOTAL	0.00	0.00	0.00	0.00
592	03	0900 FUND BAL-BEG		20.76-	0.00	0.00	20.76-
592	03	0902 FUND BAL-BEG		44,032.90-	0.00	0.00	44,032.90-
		03	ACCT TYPE TOTAL	44,053.66-	0.00	0.00	44,053.66-
592	31		0020 TAXES-COU	17,230.63-	0.00	0.00	17,230.63-
592	31		0201 INTEREST	2,731.23-	0.00	0.00	2,731.23-
592	31		0207 INV PRM/D	107.44-	0.00	0.00	107.44-
592	31		0209 INVGAIN/L	343.79-	0.00	0.00	343.79-
		31	ACCT TYPE TOTAL	20,413.09-	0.00	0.00	20,413.09-
		592	FJND TOTAL	0.00	0.00	0.00	0.00

FUND	ACCT TYPE	B.S. ACCOUNT	OBJ/REV SOURCE	BEG BALANCE	TOTAL DEBITS	TOTAL CREDITS	ENDING BALANCE
593	01	0032 WEST WATSON		0.00	0.00	0.00	0.00
593	01	0050 CASH-POOLED		939,757.63	0.00	0.00	939,757.63
593	01	0201 INTEREST REC		8,310.64	0.00	0.00	8,310.64
593	01	0340 STATE-BILLED		0.00	0.00	0.00	0.00
		01	ACCT TYPE TOTAL	948,068.27	0.00	0.00	948,068.27
593	02	0605 ACCTS PAY		34,828.80	0.00	0.00	34,828.80
593	02	0606 CONTRACT PAY		0.00	0.00	0.00	0.00
593	02	0607 RETAINAG PAY		9,381.31	0.00	0.00	9,381.31
593	02	0615 RESERV ENCUM		0.00	0.00	0.00	0.00
593	02	0665 CLEARING ACT		0.00	0.00	0.00	0.00
		02	ACCT TYPE TOTAL	44,210.11	0.00	0.00	44,210.11
593	03	0900 FUND BAL-BEG		252.70	0.00	0.00	252.70
593	03	0902 FUND BAL-BEG		812,870.54	0.00	0.00	812,870.54
593	03	2006 RES ENCUM 06		148,053.78	0.00	0.00	148,053.78
		03	ACCT TYPE TOTAL	961,177.02	0.00	0.00	961,177.02
593	21		0903 CAPITAL-C	139,322.78	0.00	0.00	139,322.78
		21	ACCT TYPE TOTAL	139,322.78	0.00	0.00	139,322.78
593	22		0903 CAPITAL-C	277,177.22	0.00	0.00	277,177.22
		22	ACCT TYPE TOTAL	277,177.22	0.00	0.00	277,177.22
593	31		0020 TAXES-COU	184,977.07	0.00	0.00	184,977.07
593	31		0201 INTEREST	51,260.51	0.00	0.00	51,260.51
593	31		0207 INV PRM/D	1,864.83	0.00	0.00	1,864.83
593	31		0209 INVGAIN/L	6,768.10	0.00	0.00	6,768.10
593	31		0213 LIQUID EN	37,551.18	0.00	0.00	37,551.18
593	31		0232 STATE GRA	76,759.45	0.00	0.00	76,759.45
		31	ACCT TYPE TOTAL	359,181.14	0.00	0.00	359,181.14
		593	FUND TOTAL	0.00	0.00	0.00	0.00

FUND	ACCT TYPE	B.S. ACCOUNT	OBJ/REV SOURCE	BEG BALANCE	TOTAL DEBITS	TOTAL CREDITS	ENDING BALANCE
594	01	0050 CASH-POOLED		3,456,618.33	0.00	0.00	3,456,618.33
594	01	0201 INTEREST REC		26,661.72	0.00	0.00	26,661.72
594	01	0340 STATE-BILLED		0.00	0.00	0.00	0.00
594	01	0345 STATE-UNBLD		0.00	0.00	0.00	0.00
594	01	0350 LOCAL-UNBLD		0.00	0.00	0.00	0.00
594	01	0355 LOCAL-BILLED		0.00	0.00	0.00	0.00
	01	ACCT TYPE TOTAL		3,483,280.05	0.00	0.00	3,483,280.05
594	02	0605 ACCTS PAY		206,835.46-	0.00	0.00	206,835.46-
594	02	0606 CONTRACT PAY		6,269.53-	0.00	26,807.67	33,077.20-
594	02	0607 RETAINAG PAY		15,062.79-	0.00	1,410.93	16,473.72-
594	02	0608 OTHER PAY		0.00	0.00	0.00	0.00
594	02	0615 RESERV ENCUM		6,599.51	28,218.60	0.00	34,818.11
594	02	0665 CLEARING ACT		0.00	0.00	0.00	0.00
	02	ACCT TYPE TOTAL		221,568.27-	28,218.60	28,218.60	221,568.27-
594	03	0900 FUND BAL-BEG		1,552.28-	0.00	0.00	1,552.28-
594	03	0902 FUND BAL-BEG		1,100,366.53-	0.00	0.00	1,100,366.53-
594	03	2002 RES ENCUM 02		620,778.63-	0.00	0.00	620,778.63-
594	03	2003 RES ENCUM 03		6,378.00-	0.00	0.00	6,378.00-
594	03	2005 RES ENCUM 05		328,814.46-	0.00	0.00	328,814.46-
594	03	2006 RES ENCUM 06		570,211.89-	0.00	0.00	570,211.89-
	03	ACCT TYPE TOTAL		2,628,101.79-	0.00	0.00	2,628,101.79-
594	21	0901 CONST COS		5,033.87-	0.00	0.00	5,033.87-
594	21	0903 CAPITAL-C		114,263.12	0.00	0.00	114,263.12
594	21	0904 OTHER OPE		1,086,809.58-	0.00	0.00	1,086,809.58-
	21	ACCT TYPE TOTAL		977,580.33-	0.00	0.00	977,580.33-
594	22	0901 CONST COS		5,033.87	0.00	0.00	5,033.87
594	22	0903 CAPITAL-C		395,736.88	0.00	0.00	395,736.88
594	22	0904 OTHER OPE		1,086,809.58	0.00	0.00	1,086,809.58
	22	ACCT TYPE TOTAL		1,487,580.33	0.00	0.00	1,487,580.33
594	31	0020 TAXES-COU		836,478.47-	0.00	0.00	836,478.47-
594	31	0201 INTEREST		214,161.40-	0.00	0.00	214,161.40-
594	31	0207 INV PRM/D		7,625.90-	0.00	0.00	7,625.90-
594	31	0209 INVGAIN/L		29,353.14-	0.00	0.00	29,353.14-
594	31	0213 LIQUID EN		55,991.08-	0.00	0.00	55,991.08-
	31	ACCT TYPE TOTAL		1,143,609.99-	0.00	0.00	1,143,609.99-
594		FUND TOTAL		0.00	28,218.60	28,218.60	0.00

RUN DATE: 10/12/07  
 REPORT ID: A614  
 U C SEWER IMPROVEMENT

\*METROPOLITAN SEWER DISTRICT\*  
 SUMMARY TRIAL BALANCE BY FUND  
 FOR BUDGET FISCAL YEAR 2007  
 AS OF JUNE 30, 2007

FUND	ACCT TYPE	B.S. ACCOUNT	OBJ/REV SOURCE	BEG BALANCE	TOTAL DEBITS	TOTAL CREDITS	ENDING BALANCE
595	01	0050 CASH-POOLED		2,828.04	0.00	0.00	2,828.04
595	01	0201 INTEREST REC		2,234.35	0.00	0.00	2,234.35
		01	ACCT TYPE TOTAL	5,062.39	0.00	0.00	5,062.39
595	03	0900 FUND BAL-BEG		22.48-	0.00	0.00	22.48-
595	03	0902 FUND BAL-BEG		4,849.58-	0.00	0.00	4,849.58-
		03	ACCT TYPE TOTAL	4,872.06-	0.00	0.00	4,872.06-
595	31		0201 INTEREST	163.29-	0.00	0.00	163.29-
595	31		0207 INV PRM/D	5.14-	0.00	0.00	5.14-
595	31		0209 INVGAIN/L	21.90-	0.00	0.00	21.90-
		31	ACCT TYPE TOTAL	190.33-	0.00	0.00	190.33-
		595	FUND TOTAL	0.00	0.00	0.00	0.00

FUND	ACCT TYPE	B.S. ACCOUNT	OBJ/REV SOURCE	BEG BALANCE	TOTAL DEBITS	TOTAL CREDITS	ENDING BALANCE
610	01	0050 CASH-POOLED		5,824,751.79	0.00	0.00	5,824,751.79
610	01	0201 INTEREST REC		49,438.03	0.00	0.00	49,438.03
		01 ACCT TYPE TOTAL		5,874,189.82	0.00	0.00	5,874,189.82
610	02	0605 ACCTS PAY		0.00	0.00	0.00	0.00
610	02	0607 RETAINAG PAY		6,189.60-	0.00	0.00	6,189.60-
		02 ACCT TYPE TOTAL		6,189.60-	0.00	0.00	6,189.60-
610	03	0900 FUND BAL-BEG		3,644.75-	0.00	0.00	3,644.75-
610	03	0902 FUND BAL-BEG		4,006,413.37-	0.00	0.00	4,006,413.37-
610	03	2003 RES ENCUM 03		20,011.16-	0.00	0.00	20,011.16-
610	03	2005 RES ENCUM 05		874,394.15-	0.00	0.00	874,394.15-
610	03	2006 RES ENCUM 06		5,520.13-	0.00	0.00	5,520.13-
		03 ACCT TYPE TOTAL		4,909,983.56-	0.00	0.00	4,909,983.56-
610	21		0903 CAPITAL-C	3,659.50-	0.00	0.00	3,659.50-
		21 ACCT TYPE TOTAL		3,659.50-	0.00	0.00	3,659.50-
610	22		0903 CAPITAL-C	3,659.50	0.00	0.00	3,659.50
		22 ACCT TYPE TOTAL		3,659.50	0.00	0.00	3,659.50
610	31		0100 CAULKS CR	599,229.16-	0.00	0.00	599,229.16-
610	31		0201 INTEREST	308,231.70-	0.00	0.00	308,231.70-
610	31		0207 INV PRM/D	9,840.00-	0.00	0.00	9,840.00-
610	31		0209 INVGAIN/L	40,715.80-	0.00	0.00	40,715.80-
		31 ACCT TYPE TOTAL		958,016.66-	0.00	0.00	958,016.66-
		610 FUND TOTAL		0.00	0.00	0.00	0.00

FUND	ACCT TYPE	B.S. ACCOUNT	OBJ/REV SOURCE	BEG BALANCE	TOTAL DEBITS	TOTAL CREDITS	ENDING BALANCE
620	01	0050 CASH-POOLED		487,273.97	3,081.94	0.00	490,355.91
620	01	0201 INTEREST REC		6,670.20	0.00	0.00	6,670.20
		01 ACCT TYPE TOTAL		493,944.17	3,081.94	0.00	497,026.11
620	03	0900 FUND BAL-BEG		48.21-	0.00	0.00	48.21-
620	03	0902 FUND BAL-BEG		166,335.25-	0.00	0.00	166,335.25-
		03 ACCT TYPE TOTAL		166,383.46-	0.00	0.00	166,383.46-
620	31		0108 WILLIAMS	307,985.00-	0.00	0.00	307,985.00-
620	31		0201 INTEREST	17,004.61-	0.00	3,081.94	20,086.55-
620	31		0207 INV PRM/D	898.76-	0.00	0.00	898.76-
620	31		0209 INVGAIN/L	1,672.34-	0.00	0.00	1,672.34-
		31 ACCT TYPE TOTAL		327,560.71-	0.00	3,081.94	330,642.65-
		620 FUND TOTAL		0.00	3,081.94	3,081.94	0.00

FUND	ACCT TYPE	B.S. ACCOUNT	OBJ/REV SOURCE	BEG BALANCE	TOTAL DEBITS	TOTAL CREDITS	ENDING BALANCE
650	01	0010 TRUST FUND		122,374.69	0.00	0.00	122,374.69
650	01	0030 CASH-MISS		0.00	0.00	0.00	0.00
650	01	0050 CASH-POOLED		118,691.08	0.00	0.00	118,691.08
650	01	0101 CASH EQUIV		0.00	0.00	0.00	0.00
650	01	0201 INTEREST REC		0.00	0.00	0.00	0.00
		01 ACCT TYPE TOTAL		3,683.61	0.00	0.00	3,683.61
650	02	0605 ACCTS PAY		0.00	0.00	0.00	0.00
		02 ACCT TYPE TOTAL		0.00	0.00	0.00	0.00
650	03	0902 FUND BAL-BEG		0.00	0.00	0.00	0.00
650	03	2004 RES ENCUM 03		3,683.61	0.00	0.00	3,683.61
650	03	2005 RES ENCUM 05		0.00	0.00	0.00	0.00
		03 ACCT TYPE TOTAL		3,683.61	0.00	0.00	3,683.61
650	21	0903 CAPITAL-C		15,000.00	0.00	0.00	15,000.00
		21 ACCT TYPE TOTAL		15,000.00	0.00	0.00	15,000.00
650	22	0903 CAPITAL-C		15,000.00	0.00	0.00	15,000.00
		22 ACCT TYPE TOTAL		15,000.00	0.00	0.00	15,000.00
650	31	0010 CW REFUND		15,000.00	0.00	0.00	15,000.00
650	31	0213 LIQUID EN		15,000.00	0.00	0.00	15,000.00
		31 ACCT TYPE TOTAL		0.00	0.00	0.00	0.00
		650 FUND TOTAL		0.00	0.00	0.00	0.00



FUND	ACCT TYPE	B.S. ACCOUNT	OBJ/REV SOURCE	BEG BALANCE	TOTAL DEBITS	TOTAL CREDITS	ENDING BALANCE
660	01	0040 CASH-SRF		0.00	0.00	0.00	0.00
660	01	0050 CASH-POOLED		123,018,764.82	0.00	282,600.30	122,736,164.32
660	01	0200 INTEREST SRF		0.00	0.00	0.00	0.00
660	01	0201 INTEREST REC		1,500,676.43	0.00	0.00	1,500,676.43
660	01	0330 FEDER-UNBLD		0.00	0.00	0.00	0.00
660	01	0340 STATE-BILLED		94,502.00	0.00	0.00	94,502.00
660	01	0370 MISC RECEIV		0.00	0.00	0.00	0.00
		01 ACCT TYPE TOTAL		124,613,943.05	0.00	282,600.30	124,331,342.75
660	02	0605 ACCTS PAY		55,844,524.77	0.00	0.00	55,844,524.77
660	02	0606 CONTRACT PAY		6,572,613.56-	6,014,096.15	6,270,886.82	6,829,404.23-
660	02	0607 RETAINAG PAY		6,385,549.34-	2,975.24	2,791.67	6,385,365.77-
660	02	0608 OTHER PAY		97,249.71-	97,249.71	0.00	0.00
660	02	0610 MISC CSH SUS		0.00	0.00	0.00	0.00
660	02	0615 RESERV ENCUM		6,676,226.04	6,176,428.78	6,017,071.39	6,835,583.43
660	02	0619 SSC REFUNDS		3,600.00-	0.00	0.00	3,600.00-
660	02	0665 CLEARING ACT		410.00-	0.00	0.00	410.00-
		02 ACCT TYPE TOTAL		49,461,328.20	12,290,749.88	12,290,749.88	49,461,328.20
660	03	0694 RES ENCUM 94		0.00	0.00	0.00	0.00
660	03	0695 RES ENCUM 95		40,568.65-	0.00	0.00	40,568.65-
660	03	0696 RES ENCUM 96		0.00	0.00	0.00	0.00
660	03	0697 RES ENCUM 97		0.00	0.00	0.00	0.00
660	03	0698 RES ENCUM 98		74,012.34-	0.00	0.00	74,012.34-
660	03	0900 FUND BAL-BEG		81,180.87-	0.00	0.00	81,180.87-
660	03	0902 FUND BAL-BEG		74,670,017.80-	0.00	0.00	74,670,017.80-
660	03	2000 RES ENCUM 00		30,658.70-	0.00	0.00	30,658.70-
660	03	2001 RES ENCUM 01		37,912.39-	0.00	0.00	37,912.39-
660	03	2002 RES ENCUM 02		1,716,130.11-	0.00	0.00	1,716,130.11-
660	03	2003 RES ENCUM 03		119,953.40-	0.00	0.00	119,953.40-
660	03	2004 RES ENCUM 03		1,331,632.38-	0.00	0.00	1,331,632.38-
660	03	2005 RES ENCUM 05		9,021,653.81-	0.00	0.00	9,021,653.81-
660	03	2006 RES ENCUM 06		136,109,202.93-	0.00	0.00	136,109,202.93-
		03 ACCT TYPE TOTAL		223,232,923.38-	0.00	0.00	223,232,923.38-
660	21		0901 CONST COS	2,289,256.34-	0.00	0.00	2,289,256.34-
660	21		0903 CAPITAL-C	14,481,860.43	0.00	0.00	14,481,860.43
660	21		0904 OTHER OPE	1,569,947.44-	0.00	0.00	1,569,947.44-
660	21		0920 NONOPERAT	518,599.79-	0.00	0.00	518,599.79-
		21 ACCT TYPE TOTAL		10,104,056.86	0.00	0.00	10,104,056.86
660	22		0901 CONST COS	2,289,256.34	0.00	0.00	2,289,256.34
660	22		0903 CAPITAL-C	81,250,639.57	0.00	0.00	81,250,639.57
660	22		0904 OTHER OPE	13,033,947.44	0.00	0.00	13,033,947.44
660	22		0920 NONOPERAT	518,599.79	0.00	0.00	518,599.79

FUND	ACCT TYPE	B.S. ACCOUNT	OBJ/REV SOURCE	BEG BALANCE	TOTAL DEBITS	TOTAL CREDITS	ENDING BALANCE
		22	ACCT TYPE TOTAL	97,092,443.14	0.00	0.00	97,092,443.14
660	31		0201 INTEREST	9,458,355.18-	79,840.96	0.00	9,378,514.22-
660	31		0207 INV PRM/D	249,255.00-	0.00	0.00	249,255.00-
660	31		0209 INVGAIN/L	1,339,335.18-	0.00	0.00	1,339,335.18-
660	31		0213 LIQUID EN	2,148,573.55-	0.00	0.00	2,148,573.55-
660	31		0231 FEDERAL G	202,759.34-	202,759.34	0.00	0.00
660	31		0232 STATE GRA	179,929.62-	0.00	0.00	179,929.62-
660	31		0241 TRANS OTR	44,460,640.00-	0.00	0.00	44,460,640.00-
		31	ACCT TYPE TOTAL	58,038,847.87-	282,600.30	0.00	57,756,247.57-
660			FUND TOTAL	0.00	12,573,350.18	12,573,350.18	0.00

FUND	ACCT TYPE	B.S. ACCOUNT	OBJ/REV SOURCE	BEG BALANCE	TOTAL DEBITS	TOTAL CREDITS	ENDING BALANCE
6601	01	0027	0ZARK TABLER	0.00	0.00	0.00	0.00
6601	01	0040	CASH-SRF	15,160.52	0.00	0.00	15,160.52
6601	01	0050	CASH-POOLED	16,689,874.81	0.00	0.00	16,689,874.81
6601	01	0101	CASH EQUIV	0.00	0.00	0.00	0.00
6601	01	0120	INVESTMENTS	0.00	0.00	0.00	0.00
6601	01	0135	UNREALIZED G	0.00	0.00	0.00	0.00
6601	01	0201	INTEREST REC	0.00	0.00	0.00	0.00
		01	ACCT TYPE TOTAL	16,705,035.33	0.00	0.00	16,705,035.33
6601	02	0605	ACCTS PAY	14,432,511.73-	0.00	0.00	14,432,511.73-
6601	02	0607	RETAINAG PAY	919,190.57-	0.00	0.00	919,190.57-
		02	ACCT TYPE TOTAL	15,351,702.30-	0.00	0.00	15,351,702.30-
6601	03	0902	FUND BAL-BEG	1,046,115.87-	0.00	0.00	1,046,115.87-
6601	03	2005	RES ENCUM 05	203,056.25-	0.00	0.00	203,056.25-
		03	ACCT TYPE TOTAL	1,249,172.12-	0.00	0.00	1,249,172.12-
6601	21		0903 CAPITAL-C	3,880,615.56-	0.00	0.00	3,880,615.56-
		21	ACCT TYPE TOTAL	3,880,615.56-	0.00	0.00	3,880,615.56-
6601	22		0903 CAPITAL-C	3,880,615.56	0.00	0.00	3,880,615.56
		22	ACCT TYPE TOTAL	3,880,615.56	0.00	0.00	3,880,615.56
6601	31		0201 INTEREST	149,156.91-	0.00	0.00	149,156.91-
6601	31		0207 INV PRM/D	0.00	0.00	0.00	0.00
6601	31		0209 INVGAIN/L	44,996.00	0.00	0.00	44,996.00
		31	ACCT TYPE TOTAL	104,160.91-	0.00	0.00	104,160.91-
		6601	FUND TOTAL	0.00	0.00	0.00	0.00

FUND	ACCT TYPE	B. S. ACCOUNT	OBJ/REV SOURCE	BEG BALANCE	TOTAL DEBITS	TOTAL CREDITS	ENDING BALANCE
6602	01	0027 OZARK TABLER		0.00	0.00	0.00	0.00
6602	01	0040 CASH-SRF		8,643.54	0.00	0.00	8,643.54
6602	01	0050 CASH-POOLED		25,919,516.79	0.00	0.00	25,919,516.79
6602	01	0101 CASH EQUIV		0.00	0.00	0.00	0.00
6602	01	0120 INVESTMENTS		0.00	0.00	0.00	0.00
6602	01	0135 UNREALIZED G		0.00	0.00	0.00	0.00
6602	01	0201 INTEREST REC		0.00	0.00	0.00	0.00
		01 ACCT TYPE TOTAL		25,928,160.33	0.00	0.00	25,928,160.33
6602	02	0605 ACCTS PAY		19,952,171.21-	0.00	0.00	19,952,171.21-
6602	02	0607 RETAINAG PAY		2,209,935.19-	0.00	0.00	2,209,935.19-
6602	02	0665 CLEARING ACT		0.00	0.00	0.00	0.00
		02 ACCT TYPE TOTAL		22,162,106.40-	0.00	0.00	22,162,106.40-
6602	03	0902 FUND BAL-BEG		2,693,796.01-	0.00	0.00	2,693,796.01-
6602	03	2005 RES ENCUM O5		952,918.75-	0.00	0.00	952,918.75-
		03 ACCT TYPE TOTAL		3,646,714.76-	0.00	0.00	3,646,714.76-
6602	21		0903 CAPITAL-C	9,775,610.31-	0.00	0.00	9,775,610.31-
		21 ACCT TYPE TOTAL		9,775,610.31-	0.00	0.00	9,775,610.31-
6602	22		0903 CAPITAL-C	9,775,610.31	0.00	0.00	9,775,610.31
		22 ACCT TYPE TOTAL		9,775,610.31	0.00	0.00	9,775,610.31
6602	31		0201 INTEREST	277,632.57-	0.00	0.00	277,632.57-
6602	31		0207 INV PRM/D	93,088.40	0.00	0.00	93,088.40
6602	31		0209 INVGA N/L	65,205.00	0.00	0.00	65,205.00
		31 ACCT TYPE TOTAL		119,339.17-	0.00	0.00	119,339.17-
		6602 FUND TOTAL		0.00	0.00	0.00	0.00

FUND	ACCT TYPE	B.S. ACCOUNT	OBJ/REV SOURCE	BEG BALANCE	TOTAL DEBITS	TOTAL CREDITS	ENDING BALANCE
6603	01	0027	DZARK TABLER	0.00	0.00	0.00	0.00
6603	01	0040	CASH-SRF	52,288.83	0.00	0.00	52,288.83
6603	01	0050	CASH-POOLED	11,826,441.49	0.00	0.00	11,826,441.49
6603	01	0101	CASH EQUIV	0.00	0.00	0.00	0.00
6603	01	0120	INVESTMENTS	0.00	0.00	0.00	0.00
6603	01	0135	UNREALIZED G	0.00	0.00	0.00	0.00
6603	01	0201	INTEREST REC	0.00	0.00	0.00	0.00
		01	ACCT TYPE TOTAL	11,878,730.32	0.00	0.00	11,878,730.32
6603	03	0902	FUND BAL-BEG	11,592,491.56-	0.00	0.00	11,592,491.56-
		03	ACCT TYPE TOTAL	11,592,491.56-	0.00	0.00	11,592,491.56-
6603	31		0201 INTEREST	290,743.76-	0.00	0.00	290,743.76-
6603	31		0207 INV PRM/D	0.00	0.00	0.00	0.00
6603	31		0209 INVGAIN/L	4,505.00	0.00	0.00	4,505.00
		31	ACCT TYPE TOTAL	286,238.76-	0.00	0.00	286,238.76-
		6603	FUND TOTAL	0.00	0.00	0.00	0.00

FUND	ACCT TYPE	B. S. ACCOUNT	OBJ/REV SOURCE	BEG BALANCE	TOTAL DEBITS	TOTAL CREDITS	ENDING BALANCE
6604	01	0040 CASH-SRF		12,959,402.18	0.00	0.00	12,959,402.18
6604	01	0050 CASH-POOLED		5,053,694.88	0.00	0.00	5,053,694.88
6604	01	0101 CASH EQUIV		4,976,622.22	0.00	0.00	4,976,622.22
6604	01	0120 INVESTMENTS		41,738,661.44	0.00	0.00	41,738,661.44
6604	01	0125 INV PREM/DIS		0.00	0.00	0.00	0.00
6604	01	0135 UNREALIZED G		204,229.00	0.00	0.00	204,229.00
6604	01	0201 INTEREST REC		419,551.91	0.00	0.00	419,551.91
		01 ACCT TYPE TOTAL		65,352,161.63	0.00	0.00	65,352,161.63
6604	02	0605 ACCTS PAY		29,281,406.58-	0.00	0.00	29,281,406.58-
6604	02	0607 RETAINAG PAY		3,204,409.16	0.00	0.00	3,204,409.16
6604	02	0665 CLEARING ACT		412.85	0.00	0.00	412.85
		02 ACCT TYPE TOTAL		26,076,584.57-	0.00	0.00	26,076,584.57-
6604	03	0902 FUND BAL-BEG		10,970,945.52-	0.00	0.00	10,970,945.52-
6604	03	2005 RES ENCUM 05		4,940,854.95-	0.00	0.00	4,940,854.95-
6604	03	2006 RES ENCUM 06		20,606,921.06-	0.00	0.00	20,606,921.06-
		03 ACCT TYPE TOTAL		36,518,721.53-	0.00	0.00	36,518,721.53-
6604	21		0903 CAPITAL-C	16,477,994.84-	0.00	0.00	16,477,994.84-
		21 ACCT TYPE TOTAL		16,477,994.84-	0.00	0.00	16,477,994.84-
6604	22		0903 CAPITAL-C	18,427,994.84	0.00	0.00	18,427,994.84
		22 ACCT TYPE TOTAL		18,427,994.84	0.00	0.00	18,427,994.84
6604	31		0201 INTEREST	3,279,193.20-	0.00	0.00	3,279,193.20-
6604	31		0207 INV PRM/D	434,363.81	0.00	0.00	434,363.81
6604	31		0209 INVGAIN/L	1,282,333.58-	0.00	0.00	1,282,333.58-
6604	31		0213 LIQUID EN	579,692.56-	0.00	0.00	579,692.56-
		31 ACCT TYPE TOTAL		4,706,855.53-	0.00	0.00	4,706,855.53-
		6604 FUND TOTAL		0.00	0.00	0.00	0.00

FUND	ACCT TYPE	B.S. ACCOUNT	OBJ/REV SOURCE	BEG BALANCE	TOTAL DEBITS	TOTAL CREDITS	ENDING BALANCE
6605	01	0040 CASH-SRF		8,906.21	0.00	0.00	8,906.21
6605	01	0050 CASH-POOLED		7,227,329.48	0.00	0.00	7,227,329.48
6605	01	0101 CASH EQUIV		0.00	0.00	0.00	0.00
6605	01	0120 INVESTMENTS		0.00	0.00	0.00	0.00
6605	01	0135 UNREALIZED G		0.00	0.00	0.00	0.00
6605	01	0201 INTEREST REC		0.00	0.00	0.00	0.00
		01 ACCT TYPE TOTAL		7,236,235.69	0.00	0.00	7,236,235.69
6605	03	0902 FUND BAL-BEG		7,185,420.74-	0.00	0.00	7,185,420.74-
		03 ACCT TYPE TOTAL		7,185,420.74-	0.00	0.00	7,185,420.74-
6605	31		0201 INTEREST	80,305.64-	0.00	0.00	80,305.64-
6605	31		0207 INV PRM/D	12,431.69	0.00	0.00	12,431.69
6605	31		0209 INVGAIN/L	17,059.00	0.00	0.00	17,059.00
		31 ACCT TYPE TOTAL		50,814.95-	0.00	0.00	50,814.95-
		6605 FUND TOTAL		0.00	0.00	0.00	0.00

FUND	ACCT TYPE	B.S. ACCOUNT	OBJ/REV SOURCE	BEG BALANCE	TOTAL DEBITS	TOTAL CREDITS	ENDING BALANCE
6606	01	0040	CASH-SRF	593.43	0.00	0.00	593.43
6606	01	0050	CASH-POOLED	1,185,908.52	0.00	0.00	1,185,908.52
6606	01	0101	CASH EQUIV	21,873,068.91	0.00	0.00	21,873,068.91
6606	01	0120	INVESTMENTS	19,574,922.30	0.00	0.00	19,574,922.30
6606	01	0135	UNREALIZED G	87,455.00	0.00	0.00	87,455.00
6606	01	0201	INTEREST REC	0.00	0.00	0.00	0.00
		01	ACCT TYPE TOTAL	42,721,948.16	0.00	0.00	42,721,948.16
6606	02	0605	ACCTS PAY	1,998,626.03-	0.00	0.00	1,998,626.03-
6606	02	0607	RETAINAG PAY	224,672.36-	0.00	0.00	224,672.36-
6606	02	0665	CLEARING ACT	0.00	0.00	0.00	0.00
		02	ACCT TYPE TOTAL	2,223,298.39-	0.00	0.00	2,223,298.39-
6606	03	0902	FUND BAL-BEG	43,547,359.71-	0.00	0.00	43,547,359.71-
6606	03	2006	RES ENCUM O6	33,209,554.12-	0.00	0.00	33,209,554.12-
		03	ACCT TYPE TOTAL	76,756,913.83-	0.00	0.00	76,756,913.83-
6606	21		0903 CAPITAL-C	33,209,554.12	0.00	0.00	33,209,554.12
		21	ACCT TYPE TOTAL	33,209,554.12	0.00	0.00	33,209,554.12
6606	22		0903 CAPITAL-C	5,290,445.88	0.00	0.00	5,290,445.88
		22	ACCT TYPE TOTAL	5,290,445.88	0.00	0.00	5,290,445.88
6606	31		0201 INTEREST	2,602,138.90-	0.00	0.00	2,602,138.90-
6606	31		0207 INV PRM/D	251,461.96	0.00	0.00	251,461.96
6606	31		0209 INVGAIN/L	108,941.00	0.00	0.00	108,941.00
		31	ACCT TYPE TOTAL	2,241,735.94-	0.00	0.00	2,241,735.94-
			6606 FUND TOTAL	0.00	0.00	0.00	0.00



FUND	ACCT TYPE	B.S. ACCOUNT	OBJ/REV SOURCE	BEG BALANCE	TOTAL DEBITS	TOTAL CREDITS	ENDING BALANCE
6607	01	0040 CASH-SRF		134.24	0.00	0.00	134.24
6607	01	0050 CASH-POOLED		1,040,309.29	0.00	0.00	1,040,309.29
6607	01	0101 CASH EQUIV		442,913.93	0.00	0.00	442,913.93
6607	01	0120 INVESTMENTS		13,183,031.25	0.00	0.00	13,183,031.25
6607	01	0135 UNREALIZED G		133,777.00	0.00	0.00	133,777.00
		01 ACCT TYPE TOTAL		14,800,165.71	0.00	0.00	14,800,165.71
6607	31		0201 INTEREST	303,136.85-	0.00	0.00	303,136.85-
6607	31		0209 INVGAIN/L	133,777.00-	0.00	0.00	133,777.00-
6607	31		0720 REVENUE B	14,363,251.86-	0.00	0.00	14,363,251.86-
		31 ACCT TYPE TOTAL		14,800,165.71-	0.00	0.00	14,800,165.71-
		6607 FUND TOTAL		0.00	0.00	0.00	0.00

FUND	ACCT TYPE	B.S. ACCOUNT	OBJ/REV SOURCE	BEG BALANCE	TOTAL DEBITS	TOTAL CREDITS	ENDING BALANCE
6608	01	0040 CASH-SRF		25,090,066.01	0.00	0.00	25,090,066.01
6608	01	0050 CASH-POOLED		17,224,125.64	0.00	0.00	17,224,125.64
6608	01	0101 CASH EQUIV		9,912,833.33	0.00	0.00	9,912,833.33
6608	01	0120 INVESTMENTS		11,998,500.00	0.00	0.00	11,998,500.00
6608	01	0135 UNREALIZED G		44,013.00	0.00	0.00	44,013.00
6608	01	0201 INTEREST REC		174,125.00	0.00	0.00	174,125.00
		01 ACCT TYPE TOTAL		64,443,662.98	0.00	0.00	64,443,662.98
6608	31		0201 INTEREST	1,551,285.88-	0.00	0.00	1,551,285.88-
6608	31		0207 INV PRM/D	21,359.00-	0.00	0.00	21,359.00-
6608	31		0209 INVGAIN/L	44,013.00-	0.00	0.00	44,013.00-
6608	31		0720 REVENUE B	62,827,005.10-	0.00	0.00	62,827,005.10-
		31 ACCT TYPE TOTAL		64,443,662.98-	0.00	0.00	64,443,662.98-
		6608 FUND TOTAL		0.00	0.00	0.00	0.00

FUND	ACCT TYPE	B.S. ACCOUNT	OBJ/REV SOURCE	BEG BALANCE	TOTAL DEBITS	TOTAL CREDITS	ENDING BALANCE
681	01	0040 CASH-SRF		69,110.17	0.00	0.00	69,110.17
681	01	0050 CASH-POOLED		12,754,736.51	0.00	0.00	12,754,736.51
681	01	0120 INVESTMENTS		16,469,692.03	0.00	0.00	16,469,692.03
681	01	0135 UNREALIZED G		53,680.00-	0.00	0.00	53,680.00-
681	01	0201 INTEREST REC		216,399.42	0.00	0.00	216,399.42
		01 ACCT TYPE TOTAL		29,456,258.13	0.00	0.00	29,456,258.13
681	02	0605 ACCTS PAY		834,522.17-	0.00	0.00	834,522.17-
		02 ACCT TYPE TOTAL		834,522.17-	0.00	0.00	834,522.17-
681	03	0902 FUND BAL-BEG		20,198,821.66-	0.00	0.00	20,198,821.66-
681	03	2006 RES ENCUM 06		0.00	0.00	0.00	0.00
		03 ACCT TYPE TOTAL		20,198,821.66-	0.00	0.00	20,198,821.66-
681	21		0418 FREIGHT	0.00	0.00	0.00	0.00
681	21		0436 BANKING S	0.00	0.00	0.00	0.00
681	21		0912 INTEREST	0.00	0.00	0.00	0.00
681	21		0913 AGENT FEE	0.00	0.00	0.00	0.00
		21 ACCT TYPE TOTAL		0.00	0.00	0.00	0.00
681	22		0418 FREIGHT	0.00	0.00	0.00	0.00
681	22		0436 BANKING S	31,881.52	0.00	0.00	31,881.52
681	22		0911 PRINCIPAL	7,817,499.92	0.00	0.00	7,817,499.92
681	22		0912 INTEREST	16,221,512.91	0.00	0.00	16,221,512.91
681	22		0913 AGENT FEE	290,915.84	0.00	0.00	290,915.84
		22 ACCT TYPE TOTAL		24,361,810.19	0.00	0.00	24,361,810.19
681	31		0201 INTEREST	619,100.74-	0.00	0.00	619,100.74-
681	31		0207 INV PRM/D	78,385.75-	0.00	0.00	78,385.75-
681	31		0209 INVGAIN/L	136,219.00-	0.00	0.00	136,219.00-
681	31		0241 TRANS OTR	31,951,019.00-	0.00	0.00	31,951,019.00-
		31 ACCT TYPE TOTAL		32,784,724.49-	0.00	0.00	32,784,724.49-
681		FUND TOTAL		0.00	0.00	0.00	0.00

FUND	ACCT TYPE	B.S. ACCOUNT	OBJ/REV SOURCE	BEG BALANCE	TOTAL DEBITS	TOTAL CREDITS	ENDING BALANCE
683	01	0040 CASH-SRF		2,907,453.08	0.00	0.00	2,907,453.08
683	01	0050 CASH-POOLED		5,736,189.46-	0.00	0.00	5,736,189.46-
683	01	0101 CASH EQUIV		0.00	0.00	0.00	0.00
683	01	0120 INVESTMENTS		2,999,700.00	0.00	0.00	2,999,700.00
683	01	0135 UNREALIZED G		13,650.00-	0.00	0.00	13,650.00-
683	01	0201 INTEREST REC		11,250.00	0.00	0.00	11,250.00
		01 ACCT TYPE TOTAL		168,563.62	0.00	0.00	168,563.62
683	31		0201 INTEREST	175,013.62-	0.00	0.00	175,013.62-
683	31		0207 INV PRM/D	7,200.00-	0.00	0.00	7,200.00-
683	31		0209 INVGAIN/L	13,650.00	0.00	0.00	13,650.00
		31 ACCT TYPE TOTAL		168,563.62-	0.00	0.00	168,563.62-
		683 FUND TOTAL		0.00	0.00	0.00	0.00

RUN DATE: 10/12/07  
REPORT ID: A614  
REV FUND FOR PROJ BOND 2006C

\*METROPOLITAN SEWER DISTRICT\*  
SUMMARY TRIAL BALANCE BY FUND  
FOR BUDGET FISCAL YEAR 2007  
AS OF JUNE 30, 2007

FUND	ACCT TYPE	B.S. ACCOUNT	OBJ/REV SOURCE	BEG BALANCE	TOTAL DEBITS	TOTAL CREDITS	ENDING BALANCE
			GRAND TOTAL:	0.00	21,149,549.94	21,149,549.94	0.00

1  
2  
3  
4  
5  
6  
7  
8  
9  
10  
11  
12  
13  
14  
15  
16  
17  
18  
19  
20  
21  
22  
23  
24  
25  
26  
27  
28  
29  
30  
31  
32  
33  
34  
35  
36  
37  
38  
39  
40  
41  
42  
43  
44  
45  
46  
47  
48  
49  
50  
51  
52  
53  
54  
55  
56  
57  
58  
59  
60  
61  
62  
63  
64  
65  
66



Departments	District-Wide Info	Web Applications
-------------	--------------------	------------------

Select a Divis

Search

Go

## Chart of Accounts (Accounting) Fund Types and Names

Updated October 17, 2005

Advanced Search

<b>General Information</b> Welcome to Accounting Mission Statement Organization Chart
<b>Accounting Data</b> Chart of Accounts
<b>On-Line Forms</b> Payroll Forms Tax Forms
<b>Web Applications</b> Info Advantage

[Expand all](#) | [Colla](#)

**- General**

General Fund 101

**- Subdistrict Operating Funds**

Wastewater Revenue 306  
Stormwater Revenue 307

**- Operation, Maintenance and Construction Improvement Funds**

Mississippi River (closed) 331  
 Fee Fee Extension & Improvement 410  
 Clayton-Central 563  
 Coldwater Creek 564  
 Creve Coeur-Frontenac 565  
 Deer Creek 566  
 Black Jack (Dellwood) Creek 567  
 Desmet Florland 568  
 Fountain Creek 569  
 Gravois Creek 571  
 Highway 67 & Cambria Creek 572  
 Laventa Lasierra 573  
 Loretta-Joplin 574  
 Lynn Haven 575  
 Maline Creek 576  
 Marlborough 577  
 North Affton Area 579  
 North Kinloch 580  
 Paddock Creek 581  
 Rayburn OMCI 582  
 Sugar Creek 583  
 University City Branch - RDP 584  
 Upper Paddock Creek 585  
 Vinita Park 586

Watkins Creek	587
Wedgewood Creek	588
Wellston Area	589
Missouri River-Bonfils	590
Meramec River Basin Subdistrict #449	591
Shrewsbury Branch - RDP	592
Seminary Branch - RDP	593
Black Creek	594
University City Sewer Improvement	595
<b>- Construction Funds</b>	
Caulks Creek Construction Fund	610
Williams Creek Construction Fund	620
Capital Improvement Trust Fund	650
Sanitary Replacement Fund	660
Wastewater Revenue Bond Service Fund	681
Rev Fund for Proj Bond 2006C	683
Sanitary Replacement-SRF Loan 1	6601
Sanitary Replacement-SRF Loan 2	6602
Sanitary Replacement-SRF Loan 3	6603
Sanitary Replacement-2004A	6604
Project Bond- 2005A	6605
Project Bond- 2006A	6606
Project Bond- 2006B	6607
Project Bond- 2006C	6608
<b>- Principal and Interest Funds</b>	
Mississippi River General Obligation Bonds	205
<b>- Special Funds</b>	
Improvement	102
Real Property Purchase, Improvement & Alteration	103
Water Backup Insurance and Reimbursement	104
Emergency	122
<b>- Fixed Asset Groups</b>	
District-Wide	100
<b>- Investment Fund</b>	
Investment Fund	150

RETURN TO  
*Chart Of Accounts*  
 TABLE OF CONTENTS

Finance (Accounting Division) Intranet Coordinator - [Mike Gindler](#)

[Intranet Home, Page](#)

[Technical Difficulties](#)

[To](#)

[Accounting](#) | [Administration](#) | [Billing](#) | [Collections](#) | [Customer Service](#) | [Financial Planning](#) | [Payroll](#) | [Purchasing](#)