

University of Missouri, St. Louis

IRL @ UMSL

UMSLCAB - UMSL's Political Science Millennial
Era Saint Louis Local Curated Area Budgets

Political Science Department

1-1-2007

Financial Report (Unaudited), 2006

Metropolitan St. Louis Sewer District

Follow this and additional works at: <https://irl.umsl.edu/cab>

Recommended Citation


Metropolitan St. Louis Sewer District, "Financial Report (Unaudited), 2006" (2007). *UMSLCAB - UMSL's Political Science Millennial Era Saint Louis Local Curated Area Budgets*. 257.
<https://irl.umsl.edu/cab/257>

This Book is brought to you for free and open access by the Political Science Department at IRL @ UMSL. It has been accepted for inclusion in UMSLCAB - UMSL's Political Science Millennial Era Saint Louis Local Curated Area Budgets by an authorized administrator of IRL @ UMSL. For more information, please contact marvinh@umsl.edu.

**METROPOLITAN ST. LOUIS SEWER DISTRICT
UNAUDITED FINANCIAL STATEMENTS
AS OF JUNE 30, 2006**

I hereby attest that these are the "Unaudited Financial Statements" of the Metropolitan St. Louis Sewer District.

Attest:




Janice M. Zimmerman
Director of Finance

October 25, 2006
Date

State of) Missouri
County of) St. Louis

On the 25th day of October in the year 2006, before me, Janice Ann Fenton, Notary Public in and for said state, personally appeared Janice M. Zimmerman, Director of Finance, known to me to be the person who executed the within "Unaudited Financial Statements", in behalf of the Metropolitan St. Louis Sewer District and acknowledged to me that she executed the same for the purpose therein stated.

(SEAL)



Janice Ann Fenton
Notary Public

Janice Ann Fenton - Notary Public
Notary Seal for State of
Missouri - Jefferson County
My Commission Expires 2/23/2008



Departments	District-Wide Info	Web Applications
-------------	--------------------	------------------

Search

Advanced Search

Chart of Accounts (Accounting) Fund Types and Names

Updated October 17, 2005

General Information Welcome to Accounting Mission Statement Organization Chart
Accounting Data Chart of Accounts
On-Line Forms Payroll Forms Tax Forms
Web Applications Info Advantage

- General

General Fund	101
--------------	-----

- Subdistrict Operating Funds

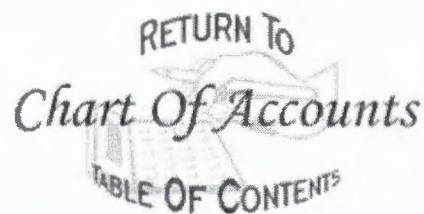
Wastewater Revenue	306
Stormwater Revenue	307

- Operation, Maintenance and Construction Improvement Funds

Mississippi River (closed)	331
Fee Fee Extension & Improvement	410
Clayton-Central	563
Coldwater Creek	564
Creve Coeur-Frontenac	565
Deer Creek	566
Black Jack (Dellwood) Creek	567
Fountain Creek	569
Gravois Creek	571
Highway 67 & Cambria Creek	572
Loretta-Joplin	574
Lynn Haven	575
Maline Creek	576
Marlborough	577
North Affton Area	579
North Kinloch	580
Paddock Creek	581
Sugar Creek	583
University City Branch - RDP	584
Upper Paddock Creek	585
Vinita Park	586
Watkins Creek	587
Wedgewood Creek	588
Wellston Area	589

E

Missouri River-Bonfils	590
Meramec River Basin Subdistrict #449	591
Shrewsbury Branch - RDP	592
Seminary Branch - RDP	593
Black Creek	594
University City Sewer Improvement	595
- Construction Funds	
Caulks Creek Construction Fund	610
Williams Creek Construction Fund	620
Capital Improvement Trust Fund	650
Sanitary Replacement Fund	660
Wastewater Revenue Bond Service Fund	681
Sanitary Replacement-SRF Loan 1	6601
Sanitary Replacement-SRF Loan 2	6602
Sanitary Replacement-SRF Loan 3	6603
Sanitary Replacement-2004A	6604
Project Bond- 2005A	6605
- Principal and Interest Funds	
Mississippi River General Obligation Bonds	205
- Special Funds	
Improvement	102
Real Property Purchase, Improvement & Alteration	103
Water Backup Insurance and Reimbursement	104
Emergency	122
- Fixed Asset Groups	
District-Wide	100
- Investment Fund	
Investment Fund	150



Finance (Accounting Division) Intranet Coordinator - [Mike Ginc](#)

[Intranet Home Page](#)

[Technical Difficulties](#)

[Accounting](#) | [Administration](#) | [Billing](#) | [Collections](#) | [Customer Service](#) | [Financial Planning](#) | [Payroll](#) | [Purcha](#)

FUND	ACCT TYPE	B.S. ACCOUNT	OBJ/REV SOURCE	BEG BALANCE	TOTAL DEBITS	TOTAL CREDITS	ENDING BALANCE
001	01	0050 CASH-POOLED		0.00	0.00	0.00	0.00
001	01	0375 UNBILLED		486,913.00	265,417.00	0.00	752,330.00
001	01	0451 DEF DEBT ISS		4,882,985.75	0.00	0.00	4,882,985.75
001	01	0509 CIP		17,742,077.56	0.00	0.00	17,742,077.56
	01	ACCT TYPE TOTAL		23,111,976.31	265,417.00	0.00	23,377,393.31
001	02	0710 BONE PRINCIP		379,745,499.98	0.00	0.00	379,745,499.98
001	02	0711 BOND INTERES		1,429,575.25	0.00	0.00	1,429,575.25
001	02	0712 BOND PREMIUM		7,099,943.51	0.00	0.00	7,099,943.51
	02	ACCT TYPE TOTAL		388,275,018.74	0.00	0.00	388,275,018.74
001	03	0902 FUND BAL-BEG		337,269,023.60	0.00	0.00	337,269,023.60
001	03	0905 STATE-15%		16,050.05	0.00	0.00	16,050.05
	03	ACCT TYPE TOTAL		337,285,073.65	0.00	0.00	337,285,073.65
001	22		0203 EQUIP PAR	2,478.83	0.00	0.00	2,478.83
001	22		0207 HARDWARE	1,288.73	0.00	0.00	1,288.73
001	22		0215 PLUMBING	3,794.89	0.00	0.00	3,794.89
001	22		0224 HAND TOOL	2,856.72	0.00	0.00	2,856.72
001	22		0413 INSURANCE	12,955.00	0.00	0.00	12,955.00
001	22		0453 BLDG REPA	9,719.00	0.00	0.00	9,719.00
001	22		0503 STRUCT IM	18,076.75	0.00	0.00	18,076.75
001	22		0505 AUXILIARY	2,762.00	0.00	0.00	2,762.00
001	22		0506 MOTOR VEH	598,558.00	0.00	0.00	598,558.00
001	22		0507 MACH & IM	205,832.41	0.00	0.00	205,832.41
001	22		0508 INSTR & A	217,709.21	0.00	0.00	217,709.21
001	22		0509 FURN & OF	3,404.15	0.00	0.00	3,404.15
001	22		0511 COMPUTER	656,535.03	0.00	0.00	656,535.03
001	22		0905 INS-BLK M	473,958.00	0.00	265,417.00	739,375.00
001	22		0911 PRINCIPAL	5,357,400.00	0.00	0.00	5,357,400.00
001	22		0912 INTEREST	13,839,708.97	0.00	0.00	13,839,708.97
	22	ACCT TYPE TOTAL		21,407,037.69	0.00	265,417.00	21,672,454.69
001	24		0911 PRINCIPAL	100,200.00	0.00	0.00	100,200.00
001	24		0912 INTEREST	3,641.25	0.00	0.00	3,641.25
	24	ACCT TYPE TOTAL		103,841.25	0.00	0.00	103,841.25
001	31		0201 INTEREST	7,260,735.03	0.00	0.00	7,260,735.03
001	31		0207 INV PRM/D	415,067.98	0.00	0.00	415,067.98
001	31		0209 INVGAIN/L	650,478.13	0.00	0.00	650,478.13
001	31		0720 REVENUE B	43,193,658.80	0.00	0.00	43,193,658.80
	31	ACCT TYPE TOTAL		49,388,847.72	0.00	0.00	49,388,847.72
001	FUND TOTAL			0.00	265,417.00	265,417.00	0.00

RUN DATE: 09/30/06
 REPORT ID: A614
 OFFICE SUPPLY INVENTORY

METROPOLITAN SEWER DISTRICT
 SUMMARY TRIAL BALANCE BY FUND
 FOR BUDGET FISCAL YEAR 2006
 AS OF JUNE 30, 2006

FUND	ACCT TYPE	B. S. ACCOUNT	OBJ/REV SOURCE	BEG BALANCE	TOTAL DEBITS	TOTAL CREDITS	ENDING BALANCE
090	01	0050 CASH-POOLED		0.00	0.00	0.00	0.00
090	01	0401 MISC PREPAID		0.00	0.00	0.00	0.00
090	01	0550 OFFICE SUPP		0.00	0.00	0.00	0.00
		01	ACCT TYPE TOTAL	0.00	0.00	0.00	0.00
090	02	6899 INT DUE FNDS		0.00	0.00	0.00	0.00
		02	ACCT TYPE TOTAL	0.00	0.00	0.00	0.00
090	03	0902 FUND BAL-BEG		0.00	0.00	0.00	0.00
		03	ACCT TYPE TOTAL	0.00	0.00	0.00	0.00
		090	FUND TOTAL	0.00	0.00	0.00	0.00

FUND	ACCT TYPE	B. S. ACCOUNT	OBJ/REV SOURCE	BEG BALANCE	TOTAL DEBITS	TOTAL CREDITS	ENDING BALANCE
100	01	0501	LAND	26,976,108.77	0.00	0.00	26,976,108.77
100	01	0502	TREATMENT	568,413,680.11	1,316,326.61	0.00	569,730,006.72
100	01	0503	COLLECTN SYS	1,584,301,464.31	12,464,494.58	46,502.00	1,606,719,456.89
100	01	0504	GENERAL	35,215,928.05	291,911.00	59.95	35,507,779.10
100	01	0505	VEHICLES	17,757,339.05	19,915.00	0.00	17,777,254.05
100	01	0509	CIP	86,662,207.13	0.00	0.00	86,662,207.13
100	01	0512	A/D TREATMT	291,419,240.68	0.00	1,250,870.72	292,670,111.41
100	01	0513	A/D COLLECTN	422,883,181.90	0.00	2,165,946.15	425,049,128.05
100	01	0514	A/D GENERAL	24,504,505.05	59.95	138,784.04	24,643,229.14
100	01	0515	A/D VEHICLES	12,859,790.32	0.00	98,403.51	12,958,193.83
100	01	0525	PUMP -STORM	0.00	0.00	0.00	0.00
100	01	0526	PUMP -SANIT	0.00	0.00	0.00	0.00
100	01	0528	TR/DSP-SANIT	0.00	0.00	0.00	0.00
100	01	0529	GENERAL PLNT	0.00	0.00	0.00	0.00
100	01	0569	A/D GEN PLNT	0.00	0.00	0.00	0.00
100	01	1501	LAND-DIF	0.72	0.00	0.00	0.72
100	01	1524	COLLEC-DIF	63,382.64	0.00	0.00	63,382.64
100	01	1526		692.97	0.00	0.00	692.97
100	01	1528	TREAT-DIF	8,216.91	0.00	0.00	8,216.91
100	01	1529	GENERAL-DIF	125,554.56	0.00	0.00	125,554.56
100	01	1564	A/D COLL-DIF	18,868,900.66	0.00	0.00	18,868,900.66
100	01	1568	A/D TMNT-DIF	1,105,102.48	0.00	0.00	1,105,102.48
100	01	1569	A/D GEN-DIF	444,488.94	0.00	0.00	444,488.94
	01		ACCT TYPE TOTAL	1,596,993,061.24	14,092,707.14	3,700,566.37	1,607,385,202.01
100	03	0902	FUND BAL-BEG	1,421,735,179.79	0.00	0.00	1,421,735,179.79
100	03	0903	CONTRIB CAP	1,548,417.65	207.37	0.00	1,548,210.28
100	03	0904	FED CONT CAP	84,266,691.38	473,001.38	0.00	83,793,690.00
100	03	0905	STATE-15%	17,618,319.67	138,159.41	0.00	17,480,160.26
100	03	0906	STATE CONTRB	11,265,218.72	91,713.54	783,136.35	11,956,641.53
100	03	0907	LOCAL CONTRB	4,007,867.07	63,531.18	0.00	3,944,335.89
100	03	0908	OTHR CONTRB	146,531,257.27	790,932.06	0.00	145,740,325.21
100	03	0909	ORIG DEDICAT	85,989,449.02	77,272.29	0.00	85,912,176.73
100	03	0911	MSD CONTRIB	242,656,182.89	2,938,167.31	14,181,988.96	253,900,004.54
100	03	0912	A/D-CONTRIB	260,513,737.01	0.00	0.00	260,513,737.01
100	03	0913	A/D-MSD	157,814,694.82	0.00	0.00	157,814,694.82
100	03	1903	CONTRIB-DIF	549,885.23	0.00	0.00	549,885.23
100	03	1908	CONTRB-DIF OT	38,047.62	0.00	0.00	38,047.62
100	03	1911	MSD CON-DIF	314,747.22	0.00	0.00	314,747.22
	03		ACCT TYPE TOTAL	1,596,993,061.24	4,572,984.54	14,965,125.31	1,607,385,202.01
	100		FUND TOTAL	0.00	18,665,691.68	18,665,691.68	0.00

FUND	ACCT TYPE	B.S. ACCOUNT	OBJ/REV SOURCE	BEG BALANCE	TOTAL DEBITS	TOTAL CREDITS	ENDING BALANCE
101	01	0010	TRUST FUND	0.00	0.00	0.00	0.00
101	01	0022	PETTY CASH	2,930.00	0.00	0.00	2,930.00
101	01	0024	ROW IMPREST	50,000.00	0.00	0.00	50,000.00
101	01	0025	LEGAL IMPRES	7,068.00	432.00	0.00	7,500.00
101	01	0026	RECORD FEES	5,000.00	0.00	0.00	5,000.00
101	01	0028	CASH-ESCROW	21,777.14	0.00	0.00	21,777.14
101	01	0030	CASH-MISS	0.00	0.00	0.00	0.00
101	01	0036	UHC MED PAY	834,368.90	0.00	0.00	834,368.90
101	01	0040	CASH-SRF	0.00	0.00	0.00	0.00
101	01	0050	CASH-POOLED	2,219,940.27	721,573.55	363,138.79	2,578,375.03
101	01	0101	CASH EQUIV	6,470,128.89	0.00	0.00	6,470,128.89
101	01	0105	C/E PREM/DIS	0.00	0.00	0.00	0.00
101	01	0135	UNREALIZED G	13,787.41	0.00	0.00	13,787.41
101	01	0201	INTEREST REC	38,297.87	198,029.95	230,471.66	5,856.16
101	01	0301	SSC-RECEIV	53,457,303.97	477,496.63	0.00	53,934,800.60
101	01	0302	STRMW-RECEIV	242,136.69	0.00	0.00	242,136.69
101	01	0303	SSC-PREPAID	2,060,578.22	0.00	0.00	2,060,578.22
101	01	0311	SSC-TAPES	0.00	0.00	0.00	0.00
101	01	0312	SSC-ERROR FL	0.00	0.00	0.00	0.00
101	01	0315	SSC-RESERVE	26,850,789.49	0.00	482,907.06	27,333,696.55
101	01	0316	STRM-RESERVE	79,472.85	0.00	20.41	79,493.26
101	01	0317	SSC-UNBILLED	16,015,900.00	271,542.10	0.00	16,287,442.10
101	01	0319	SSC-OTHER	87,182.89	0.00	0.00	87,182.89
101	01	0330	FEDER-UNBLD	0.00	0.00	0.00	0.00
101	01	0335	FEDER-BILLED	0.00	0.00	0.00	0.00
101	01	0340	STATE-BILLED	0.00	0.00	0.00	0.00
101	01	0345	STATE-UNBLD	0.00	0.00	0.00	0.00
101	01	0355	LOCAL-BILLED	0.00	0.00	0.00	0.00
101	01	0370	MISC RECEIV	142,170.07	0.00	0.00	142,170.07
101	01	0375	UNBILLED	596,743.87	264.00	40,000.00	557,007.87
101	01	0379	SSC-MISC RES	24,889.37	0.00	0.00	24,889.37
101	01	0399	OTH-MISC RES	116,216.49	0.00	0.00	116,216.49
101	01	0401	MISC PREPAID	0.00	0.00	0.00	0.00
101	01	0402	PPD POSTAGE	26,340.51	0.00	0.00	26,340.51
101	01	0403	TRAVEL ADV	780.20	0.00	0.00	780.20
101	01	0404	RETN CONTNRS	500.00	0.00	0.00	500.00
101	01	0500	SUPPLY INV	7,895,483.92	77,364.61	0.00	7,972,848.53
101	01	0509	CIP	0.00	0.00	0.00	0.00
101	01	0550	OFFICE SUPP	0.00	0.00	0.00	0.00
	01	ACCT TYPE TOTAL		58,995,894.18	1,746,702.84	1,116,537.92	59,626,059.10
101	02	0604	UNCASHED CKS	44,709.63	0.00	0.00	44,709.63
101	02	0605	ACCTS PAY	2,909,016.44	249,800.84	1,351,536.13	4,010,751.73
101	02	0606	CONTRACT PAY	0.00	0.00	196,825.00	196,825.00
101	02	0608	OTHER PAY	154,081.98	129,271.13	157,235.71	182,046.56
101	02	0609	A/P CLEARING	16,565.05	0.00	0.00	16,565.05
101	02	0610	MISC CSH SUS	15.00	15.00	0.00	0.00
101	02	0615	RESERV ENCUM	0.00	305,867.02	0.00	305,867.02
101	02	0618	GL RESERVE	746,625.86	0.00	0.00	746,625.86
101	02	0620	CW REFUND	262,423.05	262,423.05	0.00	0.00

FUND	ACCT TYPE	B.S. ACCOUNT	OBJ/REV SOURCE	BEG BALANCE	TOTAL DEBITS	TOTAL CREDITS	ENDING BALANCE
101	02	0622	LANDFILL EST	492,649.00-	0.00	5,772.35	498,421.35-
101	02	0624	W COMP ACCRL	762,959.12-	0.00	400,000.00	1,162,959.12-
101	02	0625	SALARY ACCRL	931,430.12-	0.00	0.00	931,430.12-
101	02	0626	VACATN ACCRL	3,090,232.23-	0.00	0.00	3,090,232.23-
101	02	0627	COMP TIME	147,361.50-	0.00	0.00	147,361.50-
101	02	0628	SICK PAY	4,569,554.42-	0.00	0.00	4,569,554.42-
101	02	0628	PENSION	0.00	0.00	0.00	0.00
101	02	0630	SAL & WAGES	147.28-	0.00	0.00	147.28-
101	02	0631	FED W/HLDG	0.00	0.00	0.00	0.00
101	02	0632	MEDC	1.18-	1.18	0.00	0.00
101	02	0633	STATE W/HLDG	0.00	0.00	0.00	0.00
101	02	0634	CITY W/HLDG	29,906.26-	8.46	0.00	29,897.80-
101	02	0635	FICA	0.28-	0.28	0.00	0.00
101	02	0636	LEGAL PLAN	118.74-	0.00	15.90	134.64-
101	02	0637	FL HOL ACCR	184,718.27-	0.00	0.00	184,718.27-
101	02	0638	DC-W/HELD	5,273.82	0.00	0.00	5,273.82
101	02	0639	FLEX PLAN	110,673.50-	46,475.29	0.00	64,198.21-
101	02	0641	SAFETY SHOES	6.80	0.00	0.00	6.80
101	02	0642	CHARITABLE	0.00	0.00	0.00	0.00
101	02	0643	UNION DUES	73.76	0.00	73.76	0.00
101	02	0645	WAGE ASSIGN	22,625.69-	0.00	0.00	22,625.69-
101	02	0646	EMP ESTATES	0.00	0.00	0.00	0.00
101	02	0648	VOL A0&D INS	2,398.52-	4,695.55	0.00	2,297.03
101	02	0649	OPT LIFE INS	18,536.45-	26,601.37	0.00	8,064.92
101	02	0650	UNITED HC IN	496,804.07-	3,875.42	0.00	492,928.65-
101	02	0652	VISION CARE	19,373.18	0.00	19,373.18	0.00
101	02	0653	ADD LIFE LTD	21,465.44-	43,888.62	0.00	22,423.18
101	02	0654	AETNA	2,785.63	0.00	2,785.63	0.00
101	02	0655	PAY ADVANCES	0.00	0.00	0.00	0.00
101	02	0656	METDENTAL	138.33-	138.33	0.00	0.00
101	02	0657	PROTDENTAL	0.00	0.00	0.00	0.00
101	02	0658	METROMATIC	118.00-	118.00	0.00	0.00
101	02	0659	OPER ENG W/H	85,488.51	0.00	85,488.51	0.00
101	02	0662	DIRECT-UNITD	0.00	0.00	0.00	0.00
101	02	0665	CLEARING ACT	11,638.61	13,312.65	25,331.61	380.35-
101	02	0669	PRUDENT	209.10-	209.10	0.00	0.00
101	02	0671	AS BUILTS	838,800.00-	0.00	0.00	838,800.00-
101	02	0672	FORF ESCROW	624,523.06-	0.00	0.00	624,523.06-
101	02	0673	CD DP PROJEC	105,925.28-	0.00	0.00	105,925.28-
101	02	0676	ESCROW SETTL	7,085.33-	0.00	0.00	7,085.33-
101	02	0678	DEPOSIT-MISC	29,385.25-	0.00	0.00	29,385.25-
101	02	0682	CONSTR DEPO	6,493,555.60-	0.00	0.00	6,493,555.60-
101	02	0683	SITE RESTOR	2,375.00-	0.00	0.00	2,375.00-
101	02	0687	S-W ESCROW D	0.00	0.00	0.00	0.00
101	02	0699	RES ENCUM 99	0.00	0.00	0.00	0.00
101	02	6899	INT DUE FNDS	0.00	0.00	0.00	0.00
101	02	8888	SYSTEM REQUI	0.00	0.00	0.00	0.00
		02	ACCT TYPE TOTAL	22,992,493.72-	1,086,701.29	2,244,437.78	24,150,230.21-
101	03	0696	RES ENCUM 96	396.79-	0.00	0.00	396.79-

METROPOLITAN SEWER DISTRICT
 SUMMARY TRIAL BALANCE BY FUND
 FOR BUDGET FISCAL YEAR 2006
 AS OF JUNE 30, 2006

FUND	ACCT TYPE	B.S. ACCOUNT	OBJ/REV SOURCE	BEG BALANCE	TOTAL DEBITS	TOTAL CREDITS	ENDING BALANCE
101	03	0697	RES ENCUM 97	0.00	0.00	0.00	0.00
101	03	0699	RES ENCUM 99	0.00	0.00	0.00	0.00
101	03	0900	FUND BAL-BEG	4,011,155.09	0.00	0.00	4,011,155.09
101	03	0902	FUND BAL-BEG	15,005,987.18	0.00	0.00	15,005,987.18
101	03	0912	A/D-CONTRIB	0.00	0.00	0.00	0.00
101	03	2000	RES ENCUM 00	8,283.82	0.00	0.00	8,283.82
101	03	2001	RES ENCUM 01	40,151.39	0.00	0.00	40,151.39
101	03	2002	RES ENCUM 02	158,574.11	0.00	0.00	158,574.11
101	03	2003	RES ENCUM 03	268,422.60	4,587.21	0.00	264,835.39
101	03	2004	RES ENCUM 03	442,075.90	653.10	0.00	441,422.80
101	03	2005	RES ENCUM 05	1,657,860.93	34,087.45	0.00	1,623,773.48
101	03	2006	RES ENCUM 06	6,602,422.52	705,431.47	47,325.60	5,944,316.65
		03	ACCT TYPE TOTAL	28,196,330.33	744,759.23	47,325.60	27,498,896.70
101	21		0104 SICK LEAV	126,463.55	0.00	0.00	126,463.55
101	21		0110 SERV AWAR	0.00	0.00	0.00	0.00
101	21		0112 MEMBERSHI	300.00	0.00	0.00	300.00
101	21		0113 EDUC ASSI	2,385.00	0.00	0.00	2,385.00
101	21		0125 SECOND IN	0.00	0.00	0.00	0.00
101	21		0151 TEMP HELP	15,539.90	0.00	16,893.02	1,353.12
101	21		0201 FUEL,LUB,	37,855.54	0.00	962.56	36,892.98
101	21		0202 AUTO PART	59.97	68.58	78.85	49.70
101	21		0203 EQUIP PAR	909,510.55	115.94	68,796.39	978,191.00
101	21		0205 CONSTR SU	21,368.85	274.83	15,509.77	6,134.91
101	21		0207 HARDWARE	3,330.64	24.95	820.08	2,535.51
101	21		0208 HOSE SUPP	1.40	0.00	0.00	1.40
101	21		0209 ELECTRICA	3,983.45	0.00	2,531.43	1,452.02
101	21		0210 INSTRUMEN	69,583.50	0.00	2,619.54	72,203.04
101	21		0211 CHEMICALS	27,494.42	0.00	1,877.30	29,371.72
101	21		0212 LAB SUPPL	3,884.38	0.00	4,070.99	186.61
101	21		0215 PLUMBING	13,850.10	0.00	1,387.41	15,237.51
101	21		0216 PAINT SUP	715.50	0.00	0.00	715.50
101	21		0217 SAFETY SU	5,701.38	0.00	1,252.56	4,448.82
101	21		0222 JANITORIA	1,715.83	0.00	693.71	1,022.12
101	21		0224 HAND TOOL	5,768.95	12.81	1,476.27	4,305.49
101	21		0228 UNIFORMS	8.97	0.00	0.00	8.97
101	21		0231 PHONE/COM	0.00	0.00	0.00	0.00
101	21		0232 OFFICE SU	9,083.91	10,582.20	16,918.74	2,747.37
101	21		0233 COMPUTER	15,005.30	0.00	1,525.37	13,479.93
101	21		0236 GROUNDS	102.98	0.00	102.98	0.00
101	21		0237 PHOTO/VID	282.60	0.00	0.00	282.60
101	21		0238 PUBL/TRAJ	8,936.49	0.00	0.00	8,936.49
101	21		0239 ADMIN SUP	15,889.66	0.00	0.00	15,889.66
101	21		0306 ELECTRIC	0.00	0.00	0.00	0.00
101	21		0308 WATER	0.00	0.00	0.00	0.00
101	21		0327 TELEPHONE	3,624.02	0.00	11,472.02	7,848.00
101	21		0401 POSTAGE	4,399.44	0.00	699.92	3,699.52
101	21		0405 OFFICE SY	327,762.28	0.00	1,181.42	328,943.70
101	21		0406 PRINTING	47,681.89	0.00	21,803.19	25,878.70
101	21		0408 ADVERTISI	14,739.95	0.00	39.44	14,700.51

FUND	ACCT TYPE	B.S. ACCOUNT	OBJ/REV SOURCE	BEG BALANCE	TOTAL DEBITS	TOTAL CREDITS	ENDING BALANCE
101	21		0410 TRAVEL	0.00	0.00	0.00	0.00
101	21		0412 PHOTO SER	0.00	0.00	0.00	0.00
101	21		0413 INSURANCE	250.00	0.00	0.00	250.00
101	21		0414 TRAINING	5,460.00	0.00	0.00	5,460.00
101	21		0416 DATA IMAG	328.34	0.00	0.00	328.34
101	21		0418 FREIGHT	1,123.63	0.00	17.00	1,106.63
101	21		0419 PROP RENT	19.00	0.00	0.00	19.00
101	21		0435 LOCKBOX	24,400.99	2,150.57	42,298.56	15,747.00
101	21		0439 MEDICAL S	8,617.30	0.00	2,500.00	6,117.30
101	21		0440 SETTLEMEN	0.00	0.00	0.00	0.00
101	21		0442 COURTS/LI	14,937.00	0.00	5,000.00	19,937.00
101	21		0444 EASEMENTS	34,265.00	0.00	0.00	34,265.00
101	21		0445 COLLECT S	44,889.09	0.00	18,616.37	26,272.72
101	21		0447 WATER AGY	129,327.94	0.00	73,000.00	56,327.94
101	21		0452 PROFESS S	337,220.00	0.00	290,727.83	46,492.07
101	21		0453 BLDG REPA	48,594.83	0.00	3,223.92	45,370.91
101	21		0454 JANITORIA	5,373.79	0.00	70.50	5,303.29
101	21		0455 GROUNDS S	137,951.00	85.00	11,178.00	149,044.00
101	21		0456 VEHICLE S	13,637.26	0.00	2,898.52	16,535.78
101	21		0457 MACH/EQ S	53,046.29	21,250.00	154.31	74,141.98
101	21		0458 EQUIP REN	8,251.49	205.22	135.27	8,181.54
101	21		0459 SEWER REP	1,406,948.32	11,608.96	5,955.93	1,401,295.29
101	21		0460 ELECTRICA	29,599.05	0.00	435.46	30,034.51
101	21		0461 INSTRU RE	28,395.40	0.00	1,018.75	27,376.65
101	21		0462 PLUMBING	6,496.00	0.00	0.00	6,496.00
101	21		0463 HVAC SERV	11,359.90	0.00	0.00	11,359.90
101	21		0464 DAMAGE RE	3,290.00	0.00	0.00	3,290.00
101	21		0465 WASTE HAU	187,827.37	272.85	70,607.20	117,493.02
101	21		0466 ASH HAULI	25,107.72	0.00	0.00	25,107.72
101	21		0467 PERMIT FE	12,882.95	0.00	14,603.95	1,721.00
101	21		0468 LAB TESTI	3,555.40	617.09	0.00	4,172.49
101	21		0469 SAFETY SE	4,780.25	56.60	56.60	4,780.25
101	21		0470 ASBESTOS	19,125.00	0.00	0.00	19,125.00
101	21		0471 COM OUTRE	152,940.00	0.00	12,500.00	165,440.00
101	21		0472 TRE/WEED	9,046.44	0.00	0.00	9,046.44
101	21		0473 REPAIRS	1,765.00	0.00	0.00	1,765.00
101	21		0503 STRUCT IM	458,851.00	109,042.02	0.00	567,893.02
101	21		0504 PROCESS E	10,025.00	0.00	0.00	10,025.00
101	21		0505 AUXILIARY	2,699.00	0.00	0.00	2,699.00
101	21		0506 MOTOR VEH	869,349.00	0.00	0.00	869,349.00
101	21		0507 MACH & IM	91,222.77	0.00	0.00	91,222.77
101	21		0508 INSTR & A	13,842.75	0.00	17,048.00	30,890.75
101	21		0509 FURN & OF	1,691.38	0.00	0.00	1,691.38
101	21		0511 COMPUTER	590,178.16	0.00	0.00	590,178.16
101	21		0901 CONST COS	111,420.00	0.00	0.00	111,420.00
101	21		0903 CAPITAL-C	100,000.00	0.00	0.00	100,000.00
101	21		0904 OTHER OPE	355,355.46	0.00	0.00	355,355.46
101	21		0920 NONOPERAT	5,000.00	0.00	0.00	5,000.00
101	21		0940 ESCROW RE	77,302.42	0.00	0.00	77,302.42

FUND	ACCT TYPE	B. S. ACCOUNT	OBJ/REV SOURCE	BEG BALANCE	TOTAL DEBITS	TOTAL CREDITS	ENDING BALANCE
		21	ACCT TYPE TOTAL	914,820.97-	156,367.62	744,759.23	1,503,212.58-
101	22		0101 SALARIES	42,433,369.86	85,488.51	0.00	42,518,858.37
101	22		0102 OVERTIME	1,849,095.07	0.00	0.00	1,849,095.07
101	22		0103 COMP TIME	6,460.97	0.00	0.00	6,460.97
101	22		0104 SICK LEAV	656,440.45	0.00	0.00	656,440.45
101	22		0105 VACATION	424,476.06	0.00	0.00	424,476.06
101	22		0106 WORKERS C	12,672.60	0.00	0.00	12,672.60
101	22		0107 BOARD FEE	1,550.00	0.00	0.00	1,550.00
101	22		0108 FLOAT ACC	5,631.46	0.00	0.00	5,631.46
101	22		0109 CIVIL SER	80.00	0.00	0.00	80.00
101	22		0110 SERV AWAR	42,950.94	0.00	0.00	42,950.94
101	22		0111 WC-SETTLM	509,443.40	0.00	0.00	509,443.40
101	22		0112 MEMBERSHI	155,008.81	925.00	325.00	155,608.81
101	22		0113 EDUC ASSI	111,023.49	525.46	0.00	111,548.95
101	22		0121 FICA TAXE	3,280,956.65	0.00	0.00	3,280,956.65
101	22		0122 GROUP INS	5,349,177.21	0.00	67,092.66	5,282,084.55
101	22		0123 PENSION C	6,771,163.75	0.00	0.00	6,771,163.75
101	22		0124 UNEMPLOY	25,967.61	0.00	0.00	25,967.61
101	22		0125 SECOND IN	24,665.11	0.00	0.00	24,665.11
101	22		0151 TEMP HELP	2,029,391.11	17,496.53	0.00	2,046,887.64
101	22		0199 ACCR PAYR	221,249.12	0.00	0.00	221,249.12
101	22		0201 FUEL,LUB,	835,894.86	1,325.30	40.00	837,180.16
101	22		0202 AUTO PART	199,467.32	142.76	0.00	199,610.08
101	22		0203 EQUIP PAR	2,895,858.09	67,542.83	0.00	2,963,400.92
101	22		0205 CONSTR SU	1,438,111.49	15,578.15	0.00	1,453,689.64
101	22		0207 HARDWARE	55,973.33	975.93	28.18	56,921.08
101	22		0208 HOSE SUPP	119,749.67	0.00	0.00	119,749.67
101	22		0209 ELECTRICA	533,436.10	2,368.64	0.00	535,804.74
101	22		0210 INSTRUMEN	351,112.03	2,609.30	0.00	353,721.33
101	22		0211 CHEMICALS	1,087,636.93	1,927.53	0.00	1,089,564.46
101	22		0212 LAB SUPPL	88,684.84	4,206.44	0.00	92,891.08
101	22		0213 ENG & DRA	2,272.10	894.50	0.00	3,166.60
101	22		0215 PLUMBING	225,710.36	1,494.53	0.00	227,204.89
101	22		0216 PAINT SUP	27,714.42	2.98	0.00	27,717.40
101	22		0217 SAFETY SU	207,050.26	326.82	0.00	207,377.08
101	22		0222 JANITORIA	76,963.74	693.72	0.00	77,657.46
101	22		0224 HAND TOOL	237,888.72	1,233.29	0.00	239,122.01
101	22		0228 UNIFORMS	218,889.67	0.00	0.00	218,889.67
101	22		0230 SAFETY SH	92,531.04	0.00	0.00	92,531.04
101	22		0231 PHONE/COM	23,030.84	1,673.58	0.00	24,704.42
101	22		0232 OFFICE SU	191,791.61	18,216.71	0.00	210,008.32
101	22		0233 COMPUTER	247,623.31	2,575.33	0.00	250,198.64
101	22		0236 GROUNDS	15,559.19	82.38	0.00	15,641.57
101	22		0237 PHOTO/VID	5,673.36	0.00	0.00	5,673.36
101	22		0238 PUBL/TRAI	65,306.99	162.00	81.00	65,387.99
101	22		0239 ADMIN SUP	33,692.76	128.28	0.00	33,821.04
101	22		0299 INVENTORY	143,582.79	0.00	77,364.61	66,218.18
101	22		0306 ELECTRIC	6,906,934.19	89,042.13	86,287.28	6,909,689.04
101	22		0307 NAT GAS	3,886,404.95	1,621.49	304.08	3,887,722.36

FUND	ACCT TYPE	B.S. ACCOUNT	OBJ/REV SOURCE	BEG BALANCE	TOTAL DEBITS	TOTAL CREDITS	ENDING BALANCE
101	22		0308 WATER	379,665.92	15,204.87	35,643.62	359,227.17
101	22		0327 TELEPHONE	566,384.75	23,426.32	7,036.15	582,774.92
101	22		0401 POSTAGE	1,272,487.44	682.88	0.00	1,273,170.32
101	22		0405 OFFICE SY	1,276,099.39	8,757.58	0.00	1,284,856.97
101	22		0406 PRINTING	298,543.66	24,011.12	0.00	322,554.78
101	22		0408 ADVERTISI	131,851.18	39.44	0.00	131,890.62
101	22		0410 TRAVEL	262,930.12	0.00	0.00	262,930.12
101	22		0412 PHOTO SER	6,645.13	407.50	0.00	7,052.63
101	22		0413 INSURANCE	2,816,794.60	0.00	0.00	2,816,794.60
101	22		0414 TRAINING	273,215.54	11,088.00	854.00	283,449.54
101	22		0416 DATA IMAG	90,309.22	15.44	0.00	90,324.66
101	22		0418 FREIGHT	85,773.20	465.40	0.00	86,238.60
101	22		0419 PROP. RENT	101,321.04	0.00	0.00	101,321.04
101	22		0434 OTHER SER	2,036.00	0.00	0.00	2,036.00
101	22		0435 LOCKBOX	537,639.61	42,298.56	0.00	579,938.17
101	22		0436 BANKING S	201,041.69	0.00	0.00	201,041.69
101	22		0439 MEDICAL S	395,960.49	1,397.16	0.00	397,357.65
101	22		0440 SETTLEMEN	25,324.33	0.00	0.00	25,324.33
101	22		0442 COURTS/LI	241,684.82	5,000.00	432.00	246,232.82
101	22		0444 EASEMENTS	498,457.00	0.00	0.00	498,457.00
101	22		0445 COLLECT S	3,226,963.94	68,810.06	0.00	3,293,774.00
101	22		0447 WATER AGY	816,658.02	62,932.14	0.00	879,590.16
101	22		0452 PROFESS S	6,282,797.40	302,056.01	2,150.57	6,582,702.84
101	22		0453 BLDG REPA	626,812.85	484.92	0.00	627,297.77
101	22		0454 JANITORIA	804,448.51	0.00	0.00	804,448.51
101	22		0455 GROUNDS S	387,283.16	11,750.00	0.00	399,033.16
101	22		0456 VEHICLE S	212,304.89	3,518.60	0.00	215,823.49
101	22		0457 MACH/EQ S	1,109,024.67	128.87	0.00	1,109,153.54
101	22		0458 EQUIP REN	177,911.38	1,278.00	0.00	179,189.38
101	22		0459 SEWER REP	1,904,094.61	22,048.72	0.00	1,926,143.33
101	22		0460 ELECTRICA	159,376.06	435.46	0.00	159,811.52
101	22		0461 INSTRU RE	174,117.22	1,145.25	0.00	175,262.47
101	22		0462 PLUMBING	30,597.93	0.00	0.00	30,597.93
101	22		0463 HVAC SERV	56,663.72	438.25	0.00	57,101.97
101	22		0464 DAMAGE RE	17,649.48	0.00	0.00	17,649.48
101	22		0465 WASTE HAU	917,265.88	70,485.30	0.00	987,751.18
101	22		0466 ASH HAULI	25,107.72	0.00	0.00	25,107.72
101	22		0467 PERMIT FE	564,058.74	14,414.60	0.00	578,473.34
101	22		0468 LAB TESTI	26,309.66	3,561.16	0.00	29,870.82
101	22		0469 SAFETY SE	52,448.37	301.30	0.00	52,749.67
101	22		0470 ASBESTOS	10,330.00	0.00	0.00	10,330.00
101	22		0471 COM OUTRE	159,631.25	12,500.00	0.00	172,131.25
101	22		0472 TRE/WEED	202,856.19	0.00	0.00	202,856.19
101	22		0473 REPAIRS	0.00	0.00	0.00	0.00
101	22		0480 WC ACCRUA	185,598.07	400,000.00	0.00	214,401.93
101	22		0503 STRUCT IM	0.00	0.00	109,042.02	109,042.02
101	22		0504 PROCESS E	0.00	0.00	0.00	0.00
101	22		0505 AUXILIARY	7,364.00	0.00	0.00	7,364.00
101	22		0506 MOTOR VEH	555,232.00	0.00	0.00	555,232.00
101	22		0507 MACH & IM	268,842.07	0.00	0.00	268,842.07
101	22		0508 INSTR & A	224,340.71	17,114.64	0.00	241,455.35

FUND	ACCT TYPE	B. S. ACCOUNT	OBJ/REV SOURCE	BEG BALANCE	TOTAL DEBITS	TOTAL CREDITS	ENDING BALANCE
101	22		0509 FURN & DF	32,220.15	0.00	0.00	32,220.15
101	22		0511 COMPUTER	931,332.84	0.00	0.00	931,332.84
101	22		0901 CONST COS	111,420.00	0.00	0.00	111,420.00
101	22		0904 OTHER OPE	894,644.54	0.00	0.00	894,644.54
101	22		0920 NONOPERAT	5,000.00	0.00	0.00	5,000.00
101	22		0922 I(D) LAND	22,393.00	5,772.35	0.00	28,165.35
101	22		0940 ESCROW RE	77,302.42	0.00	0.00	77,302.42
		22	ACCT TYPE TOTAL	114,377,802.77	1,449,230.02	386,681.17	115,440,351.62
101	24		0436 BANKING S	0.00	0.00	0.00	0.00
		24	ACCT TYPE TOTAL	0.00	0.00	0.00	0.00
101	31		0015 SSC ADJUS	4,754.48	0.00	0.00	4,754.48
101	31		0016 SSC PROVI	3,155,541.06	5,430.84	0.00	3,160,971.90
101	31		0020 TAXES-COU	7,754,384.55	0.00	0.00	7,754,384.55
101	31		0030 TAXES-CIT	3,243,529.80	0.00	0.00	3,243,529.80
101	31		0040 TAXES-ANN	1,414,281.44	0.00	0.00	1,414,281.44
101	31		0101 MACHINE T	62,418.89	400.00	0.00	62,018.89
101	31		0103 CONNECTN	42,695.98	0.00	0.00	42,695.98
101	31		0104 CONST PER	52,280.00	0.00	0.00	52,280.00
101	31		0105 INSPECT F	548,145.84	0.00	0.00	548,145.84
101	31		0106 PLAN REVI	131,076.31	0.00	0.00	131,076.31
101	31		0107 SUBMIT FE	96,794.62	0.00	0.00	96,794.62
101	31		0109 WASTE HAU	1,080,131.95	0.00	0.00	1,080,131.95
101	31		0111 PRETREAT	53,049.36	0.00	52,256.01	105,305.37
101	31		0121 REIMB COS	23,925.57	0.00	0.00	23,925.57
101	31		0124 REIMB EAS	370,334.37	165,700.00	78,473.31	283,107.68
101	31		0126 OTHER REI	1,426.61	0.00	0.00	1,426.61
101	31		0199 DOUBT MIS	97,452.97	0.00	0.00	97,452.97
101	31		0201 INTEREST	281,044.36	0.00	0.00	281,044.36
101	31		0203 NSF FEES	20,921.84	0.00	15.00	20,936.84
101	31		0205 ENG PRNT/	13,921.00	0.00	0.00	13,921.00
101	31		0206 COURT COS	103,884.42	0.00	0.00	103,884.42
101	31		0207 INV PRM/D	18,288.23	126,420.59	85,195.89	22,936.47
101	31		0209 INVGAIN/L	33,566.28	0.00	0.00	33,566.28
101	31		0210 ATTORNEY	163,280.50	0.00	0.00	163,280.50
101	31		0212 SALE OF F	223,313.37	0.00	0.00	223,313.37
101	31		0215 MISC INCO	95,599.11	0.00	392,634.68	297,035.57
101	31		0216 FORFEIT D	5,888.59	0.00	0.00	5,888.59
101	31		0221 PROJ BID	52,930.00	0.00	0.00	52,930.00
101	31		0230 ARNOLD WW	221,831.45	0.00	0.00	221,831.45
101	31		0231 FEDERAL G	0.00	0.00	61,853.74	61,853.74
101	31		0240 ALLOC SSC	103,576,162.98	0.00	271,542.10	103,847,705.08
101	31		0241 TRANS OTR	5,110.68	0.00	0.00	5,110.68
101	31		0334 LATE CHAR	4,960,587.23	0.00	0.00	4,960,587.23
101	31		0336 LIEN FEES	68,193.33	0.00	0.00	68,193.33
		31	ACCT TYPE TOTAL	121,270,051.93	297,951.43	941,970.73	121,444,071.23

RUN DATE: 09/30/06
REPORT ID: A614
GENERAL FUND

METROPOLITAN SEWER DISTRICT
SUMMARY TRIAL BALANCE BY FUND
FOR BUDGET FISCAL YEAR 2006
AS OF JUNE 30, 2006

FUND	ACCT TYPE	B.S. ACCOUNT	OBJ/REV SOURCE	BEG BALANCE	TOTAL DEBITS	TOTAL CREDITS	ENDING BALANCE
		101	FUND TOTAL	0.00	5,481,712.43	5,481,712.43	0.00

FUND	ACCT TYPE	B. S. ACCOUNT	OBJ/REV SOURCE	BEG BALANCE	TOTAL DEBITS	TOTAL CREDITS	ENDING BALANCE
102	01	0027	OZARK TABLER	12,491.56	0.00	0.00	12,491.56
102	01	0031	WEST WATSON	317,013.77	0.00	0.00	317,013.77
102	01	0050	CASH-POOLED	8,049,789.01	3,219.61	133,691.92	7,919,316.70
102	01	0201	INTEREST REC	126,953.68	90,802.22	88,878.40	128,877.50
102	01	0320	TX BLS-UNBLD	25,063.23	462,930.00	0.00	487,993.23
102	01	0325	TX BLS-BILED	101,487.08	0.00	0.00	101,487.08
102	01	0329	TX BLS-RESER	4,938.43	0.00	0.00	4,938.43
102	01	0330	FEDER-UNBLD	20,340.06	0.00	3,219.61	17,120.45
102	01	0340	STATE-BILLED	299,301.66	302,521.05	0.00	3,219.39
102	01	0350	LOCAL-UNBLD	0.00	0.00	9,288.08	9,288.08
102	01	0360	NON GOV-UNB	335,167.58	0.00	325,000.00	10,167.58
102	01	0365	NON GOV-BIL	266.66	0.00	0.00	266.66
102	01	0370	MISC RECEIV	4,307.08	0.00	0.00	4,307.08
102	01	0380	CONNECT UNBI	2,698.30	0.00	0.00	2,698.30
102	01	0898	DO NOT POST	0.00	0.00	0.00	0.00
		01	ACCT TYPE TOTAL	8,682,723.76	859,472.88	560,078.01	8,982,118.63
102	02	0605	ACCTS PAY	410,357.14	117,288.70	115,449.95	408,518.39
102	02	0606	CONTRACT PAY	0.00	0.00	25,126.63	25,126.63
102	02	0607	RETAINAG PAY	33,969.51	0.00	0.00	33,969.51
102	02	0615	RESERV ENCUM	0.00	54,384.39	0.00	54,384.39
102	02	0616	RECOUPMENTS	48,729.00	0.00	0.00	48,729.00
102	02	0617	INELIG GRANT	121,466.88	0.00	0.00	121,466.88
102	02	0665	CLEARING ACT	12,720.00	0.00	0.00	12,720.00
102	02	0673	CO OP PROJEC	218,288.00	0.00	0.00	218,288.00
102	02	0676	ESCROW SETTL	19,086.81	0.00	0.00	19,086.81
102	02	0678	DEPOSIT-MISC	93,055.40	0.00	0.00	93,055.40
102	02	0679	ANTON PLACE	16,000.00	0.00	0.00	16,000.00
102	02	0703	RES IMPV DIS	58,697.96	0.00	0.00	58,697.96
		02	ACCT TYPE TOTAL	1,006,930.70	171,673.09	140,576.58	975,834.19
102	03	0696	RES ENCUM 96	21,970.17	0.00	0.00	21,970.17
102	03	0698	RES ENCUM 98	99.00	0.00	0.00	99.00
102	03	0900	FUND BAL-BEG	383,915.40	0.00	0.00	383,915.40
102	03	0902	FUND BAL-BEG	6,586,278.42	0.00	0.00	6,586,278.42
102	03	2000	RES ENCUM 00	0.00	0.00	0.00	0.00
102	03	2001	RES ENCUM 01	5,750.00	0.00	0.00	5,750.00
102	03	2002	RES ENCUM 02	155,501.52	0.00	0.00	155,501.52
102	03	2003	RES ENCUM 03	109,307.33	0.00	0.00	109,307.33
102	03	2004	RES ENCUM 03	30,000.00	0.00	0.00	30,000.00
102	03	2005	RES ENCUM 05	374,894.20	0.00	0.00	374,894.20
102	03	2006	RES ENCUM 06	2,571,306.12	117,991.95	0.00	2,453,314.17
		03	ACCT TYPE TOTAL	10,239,022.16	117,991.95	0.00	10,121,030.21
102	21		0901 CONST COS	814,549.66	0.00	0.00	814,549.66
102	21		0903 CAPITAL-C	120,920.88	0.00	116,596.95	4,323.93
102	21		0904 OTHER OPE	391,278.42	0.00	1,395.00	389,883.42
102	21		0920 NNGOPERAT	78,833.00	0.00	0.00	78,833.00

FUND	ACCT TYPE	B.S. ACCOUNT	OBJ/REV SOURCE	BEG BALANCE	TOTAL DEBITS	TOTAL CREDITS	ENDING BALANCE
		21	ACCT TYPE TOTAL	223,517.36-	0.00	117,991.95	341,509.31-
102	22		0900	261,127.79	0.00	0.00	261,127.79
102	22		0901 CONST COS	814,549.66	0.00	0.00	814,549.66
102	22		0903 CAPITAL-C	1,504,079.12	114,054.95	0.00	1,618,134.07
102	22		0904 OTHER OPE	3,840,520.58	1,395.00	29,257.76	3,812,657.82
102	22		0911 PRINCIPAL	86,228.25	0.00	5,435.36	80,792.89
102	22		0912 INTEREST	8,724.12	5,435.36	0.00	14,159.48
102	22		0920 NONOPERAT	463,167.00	0.00	0.00	463,167.00
		22	ACCT TYPE TOTAL	6,978,396.52	120,885.31	34,693.12	7,064,588.71
102	31		0051 TAX BILLS	0.00	0.00	462,930.00	462,930.00-
102	31		0054 INT TAX B	4,469.17-	0.00	0.00	4,469.17-
102	31		0102 CONNECT F	2,689,682.98-	0.00	0.00	2,689,682.98-
102	31		0201 INTEREST	371,978.72-	0.00	0.00	371,978.72-
102	31		0207 INV PRM/D	37,554.43-	105,281.62	90,802.22	23,075.03-
102	31		0209 INVGAIN/L	75,931.83	0.00	0.00	75,931.83
102	31		0213 LIQUID EN	902,768.80-	0.00	0.00	902,768.80-
102	31		0231 FEDERAL G	0.00	9,288.08	0.00	9,288.08
102	31		0232 STATE GRA	261,127.79-	0.00	302,521.05	563,648.84-
102	31		0234 NONGOV T	0.00	325,000.00	0.00	325,000.00
		31	ACCT TYPE TOTAL	4,191,850.06-	439,569.70	856,253.27	4,608,333.63-
		102	FUND TOTAL	0.00	1,709,592.93	1,709,592.93	0.00

FUND	ACCT TYPE	B.S. ACCOUNT	OBJ/REV SOURCE	BEG BALANCE	TOTAL DEBITS	TOTAL CREDITS	ENDING BALANCE
103	01	0035 2350 MARKET		35,210.96	7,995.18	0.00	43,206.14
103	01	0050 CASH-POOLED		2,542,097.78	0.00	56,673.65	2,485,424.13
103	01	0201 INTEREST REC		65,642.51	24,454.41	23,936.30	66,160.62
103	01	0390 2350 MARKET		54,160.63	0.00	0.00	54,160.63
	01	ACCT TYPE TOTAL		2,697,111.88	32,449.59	80,609.95	2,648,951.52
103	02	0605 ACCTS PAY		25,761.67-	0.00	0.00	25,761.67-
103	02	0608 OTHER PAY		0.00	0.00	74,768.57	74,768.57-
103	02	0615 RESERV ENCUM		0.00	67,038.57	0.00	67,038.57
103	02	0680 A/P 2350 MKT		8,207.88-	4,500.12	0.00	3,707.76-
	02	ACCT TYPE TOTAL		33,969.55-	71,538.69	74,768.57	37,199.43-
103	03	0696 RES ENCUM 96		16,155.75-	0.00	0.00	16,155.75-
103	03	0900 FUND BAL-BEG		2,270.54-	0.00	0.00	2,270.54-
103	03	0902 FUND BAL-BEG		2,733,463.11-	0.00	0.00	2,733,463.11-
103	03	2004 RES ENCUM 03		4,063.84-	0.00	0.00	4,063.84-
103	03	2005 RES ENCUM 05		18,674.57-	0.00	0.00	18,674.57-
103	03	2006 RES ENCUM 06		104,667.56-	0.00	0.00	104,667.56-
	03	ACCT TYPE TOTAL		2,879,295.37-	0.00	0.00	2,879,295.37-
103	21		0453 BLDG REPA	104,667.56	67,038.57	0.00	171,706.13
103	21		0483 HVAC SERV	0.00	0.00	0.00	0.00
	21	ACCT TYPE TOTAL		104,667.56	67,038.57	0.00	171,706.13
103	22		0205 CONSTR SU	724.51	38.68	0.00	763.19
103	22		0209 ELECTRICA	5,450.75	0.00	469.93	4,980.82
103	22		0215 PLUMBING	4,050.11	0.00	181.21	3,868.90
103	22		0222 JANITORIA	21,918.09	2,061.00	0.00	23,979.09
103	22		0231 PHONE/COM	1,344.80	0.00	0.00	1,344.80
103	22		0232 OFFICE SU	272.05	0.00	0.00	272.05
103	22		0306 ELECTRIC	194,685.16	20,712.85	0.00	215,398.01
103	22		0307 NAT GAS	1,697.96	0.00	0.00	1,697.96
103	22		0308 WATER	3,690.98	0.00	0.00	3,690.98
103	22		0327 TELEPHONE	2,671.13	130.71	0.00	2,801.84
103	22		0405 OFFICE SY	2,334.05	418.50	0.00	2,752.55
103	22		0419 PROP.RENT	738.50	0.00	0.00	738.50
103	22		0440 SETTLEMEN	0.02-	0.00	0.00	0.02-
103	22		0452 PROFESS S	45,219.28	250.00	0.00	45,469.28
103	22		0453 BLDG REPA	405,804.64	30,579.57	92,779.57	343,604.64
103	22		0454 JANITORIA	123,671.52	10,350.75	0.00	134,022.27
103	22		0455 GROUNDS S	15,517.49	950.93	0.00	16,468.42
103	22		0457 MACH/EQ S	2,952.31	0.00	455.44	2,496.87
103	22		0460 ELECTRICA	1,366.00	0.00	0.00	1,366.00
103	22		0463 HVAC SERV	46,357.58	271.92	0.00	46,629.50
103	22		0485 WASTE HAU	0.00	0.00	0.00	0.00
103	22		0503 STRUCT IM	319,038.49	33,471.00	0.00	352,509.49
103	22		0509 FURN & OF	3,572.89	0.00	0.00	3,572.89

METROPOLITAN SEWER DISTRICT
 SUMMARY TRIAL BALANCE BY FUND
 FOR BUDGET FISCAL YEAR 2006
 AS OF JUNE 30, 2006

FUND	ACCT TYPE	B.S. ACCOUNT	OBJ/REV SOURCE	BEG BALANCE	TOTAL DEBITS	TOTAL CREDITS	ENDING BALANCE
		22	ACCT TYPE TOTAL	1,203,078.27	99,235.91	93,886.15	1,208,428.03
103	31		0201 INTEREST	101,818.47-	0.00	334.16	102,152.63-
103	31		0207 INV PRM/D	9,661.82-	28,353.94	24,454.41	5,762.29-
103	31		0209 INVGAIN/L	21,871.43	0.00	0.00	21,871.43
103	31		0211 RENT INCO	1,001,983.93-	52,256.01	76,819.47	1,026,547.39-
		31	ACCT TYPE TOTAL	1,091,592.79-	80,609.95	101,608.04	1,112,590.88-
103			FUND TOTAL	0.00	350,872.71	350,872.71	0.00

FUND	ACCT TYPE	B.S. ACCOUNT	OBJ/REV SOURCE	BEG BALANCE	TOTAL DEBITS	TOTAL CREDITS	ENDING BALANCE
104	01	0050 CASH-POOLED		6,738,720.92	0.00	8,407.39	6,730,313.53
104	01	0201 INTEREST REC		21,184.02	46,540.22	45,554.17	22,170.07
		01 ACCT TYPE TOTAL		6,759,904.94	46,540.22	53,961.56	6,752,483.60
104	02	0605 ACCTS PAY		0.00	0.00	0.00	0.00
104	02	0621 QC RESERVE		11,859.90-	0.00	0.00	11,859.90-
104	02	0623 BM RESERVE		1,065,836.49-	0.00	0.00	1,065,836.49-
104	02	0665 CLEARING ACT		0.00	0.00	0.00	0.00
		02 ACCT TYPE TOTAL		1,077,696.39-	0.00	0.00	1,077,696.39-
104	03	0902 FUND BAL-BEG		3,181,290.24-	0.00	0.00	3,181,290.24-
104	03	0905 STATE-15%		0.00	0.00	0.00	0.00
104	03	0907 LOCAL CONTRB		0.00	0.00	0.00	0.00
104	03	0908 OTHR CONTRB		0.00	0.00	0.00	0.00
104	03	2005 RES ENCUM 05		0.00	0.00	0.00	0.00
		03 ACCT TYPE TOTAL		3,181,290.24-	0.00	0.00	3,181,290.24-
104	21		0910 FEES-OC M	20,000.00-	0.00	0.00	20,000.00-
		21 ACCT TYPE TOTAL		20,000.00-	0.00	0.00	20,000.00-
104	22		0905 INS-BLK M	1,137,500.00	0.00	0.00	1,137,500.00
104	22		0907 BM CLAIMS	3,284,425.22	0.00	0.00	3,284,425.22
104	22		0908 QC CLAIMS	283,881.34	0.00	0.00	283,881.34
104	22		0909 FEES-BLKM	313,010.52	0.00	0.00	313,010.52
104	22		0910 FEES-OC M	340,220.04	0.00	0.00	340,220.04
104	22		0923 I(D) WBUS	68,584.22-	0.00	0.00	68,584.22-
104	22		0927 I(D) OC R	411,942.82-	0.00	0.00	411,942.82-
		22 ACCT TYPE TOTAL		4,878,510.08	0.00	0.00	4,878,510.08
104	31		0201 INTEREST	184,953.28-	0.00	0.00	184,953.28-
104	31		0207 INV PRM/D	16,705.55-	53,961.56	46,540.22	9,284.21-
104	31		0209 INVGAIN/L	42,230.44	0.00	0.00	42,230.44
104	31		0241 TRANS OTR	7,200,000.00-	0.00	0.00	7,200,000.00-
		31 ACCT TYPE TOTAL		7,359,428.39-	53,961.56	46,540.22	7,352,007.05-
104		FUND TOTAL		0.00	100,501.78	100,501.78	0.00

FUND	ACCT TYPE	B.S. ACCOUNT	OBJ/REV SOURCE	BEG BALANCE	TOTAL DEBITS	TOTAL CREDITS	ENDING BALANCE
122	01	0050 CASH-POOLED		4,456,495.15	0.00	6,611.02	4,449,884.13
122	01	0201 INTEREST REC		83,495.11	36,596.17	35,820.81	84,270.47
		01 ACCT TYPE TOTAL		4,539,990.26	36,596.17	42,431.83	4,534,154.60
122	02	0605 ACCTS PAY		0.00	0.00	0.00	0.00
122	02	0607 RETAINAG PAY		0.00	0.00	0.00	0.00
		02 ACCT TYPE TOTAL		0.00	0.00	0.00	0.00
122	03	0900 FUND BAL-BEG		3,731.04-	0.00	0.00	3,731.04-
122	03	0902 FUND BAL-BEG		3,589,792.68-	0.00	0.00	3,589,792.68-
122	03	2003 RES ENCUM 03		0.00	0.00	0.00	0.00
122	03	2005 RES ENCUM 05		6,667.17-	0.00	0.00	6,667.17-
		03 ACCT TYPE TOTAL		3,600,190.89-	0.00	0.00	3,600,190.89-
122	21		0901 CONST COS	59,781.05-	0.00	0.00	59,781.05-
122	21		0903 CAPITAL-C	1,402.48-	0.00	0.00	1,402.48-
122	21		0904 OTHER OPE	6,667.17	0.00	0.00	6,667.17
		21 ACCT TYPE TOTAL		54,516.36-	0.00	0.00	54,516.36-
122	22		0901 CONST COS	59,781.05	0.00	0.00	59,781.05
122	22		0903 CAPITAL-C	1,402.48	0.00	0.00	1,402.48
122	22		0904 OTHER OPE	6,667.17-	0.00	0.00	6,667.17-
		22 ACCT TYPE TOTAL		54,516.36	0.00	0.00	54,516.36
122	31		0201 INTEREST	145,105.56-	0.00	0.00	145,105.56-
122	31		0207 INV PRM/D	14,448.25-	42,431.83	36,596.17	8,612.59-
122	31		0209 INV GAIN/L	30,937.97	0.00	0.00	30,937.97
122	31		0213 LIQUID EN	61,183.53-	0.00	0.00	61,183.53-
122	31		0241 TRANS OTR	750,000.00-	0.00	0.00	750,000.00-
		31 ACCT TYPE TOTAL		939,799.37-	42,431.83	36,596.17	933,963.71-
122		FUND TOTAL		0.00	79,028.00	79,028.00	0.00

METROPOLITAN SEWER DISTRICT
 SUMMARY TRIAL BALANCE BY FUND
 FOR BUDGET FISCAL YEAR 2006
 AS OF JUNE 30, 2006

FUND	ACCT TYPE	B.S. ACCOUNT	OBJ/REV SOURCE	BEG BALANCE	TOTAL DEBITS	TOTAL CREDITS	ENDING BALANCE
125	01	0050 CASH-POOLED		0.00	0.00	0.00	0.00
125	01	0201 INTEREST REC		0.00	0.00	0.00	0.00
			01 ACCT TYPE TOTAL	0.00	0.00	0.00	0.00
125	02	0605 ACCTS PAY		0.00	0.00	0.00	0.00
			02 ACCT TYPE TOTAL	0.00	0.00	0.00	0.00
125	03	0902 FUND BAL-BEG		0.00	0.00	0.00	0.00
			03 ACCT TYPE TOTAL	0.00	0.00	0.00	0.00
			125 FUND TOTAL	0.00	0.00	0.00	0.00

RUN DATE: 09/30/06
 REPORT ID: A614
 INVESTMENT FUND

METROPOLITAN SEWER DISTRICT
 SUMMARY TRIAL BALANCE BY FUND
 FOR BUDGET FISCAL YEAR 2006
 AS OF JUNE 30, 2006

FUND	ACCT TYPE	B.S. ACCOUNT	OBJ/REV SOURCE	BEG BALANCE	TOTAL DEBITS	TOTAL CREDITS	ENDING BALANCE
150	01	0040 CASH-SRF		0.00	0.00	0.00	0.00
150	01	0050 CASH-POOLED		220,752,541.82	811,244.62	421,439.37	220,362,736.57
150	01	0101 CASH EQUIV		0.00	4,000,000.00	0.00	4,000,000.00
150	01	0120 INVESTMENTS		223,217,237.01	0.00	4,000,000.00	219,217,237.01
150	01	0130 INV PUR INT		405,622.31	0.00	405,622.31	0.00
150	01	0135 UNREALIZED G		2,854,500.44	0.00	0.00	2,854,500.44
150	01	0201 INTEREST REC		0.00	4,848,801.79	4,848,801.79	0.00
		01 ACCT TYPE TOTAL		15,817.06	9,660,046.41	9,675,863.47	0.00
150	02	0605 ACCTS PAY		0.00	0.00	0.00	0.00
150	02	6899 INT DUE FNDS		15,817.06	15,817.06	0.00	0.00
		02 ACCT TYPE TOTAL		15,817.06	15,817.06	0.00	0.00
		150 FUND TOTAL		0.00	9,675,863.47	9,675,863.47	0.00

FUND	ACCT TYPE	B.S. ACCOUNT	OBJ/REV SOURCE	BEG BALANCE	TOTAL DEBITS	TOTAL CREDITS	ENDING BALANCE
205	01	0010 TRUST FUND		0.00			
205	01	0030 CASH-MISS		0.00	0.00	0.00	0.00
205	01	0050 CASH-POOLED		0.00	0.00	0.00	0.00
205	01	0101 CASH EQUIV		0.00	0.00	0.00	0.00
205	01	0201 INTEREST REC		0.00	0.00	0.00	0.00
		01 ACCT TYPE TOTAL		0.00	0.00	0.00	0.00
205	02	0605 ACCTS PAY		0.00	0.00	0.00	0.00
		02 ACCT TYPE TOTAL		0.00	0.00	0.00	0.00
205	03	0902 FUND BAL-BEG		0.00	0.00	0.00	0.00
		03 ACCT TYPE TOTAL		0.00	0.00	0.00	0.00
205	22	0931 TRANSFER		5,110.68	0.00	0.00	5,110.68
		22 ACCT TYPE TOTAL		5,110.68	0.00	0.00	5,110.68
205	24	0931 TRANSFER		0.00	0.00	0.00	0.00
		24 ACCT TYPE TOTAL		0.00	0.00	0.00	0.00
205	31	0020 TAXES-COU		1,892.33-	0.00	0.00	1,892.33-
205	31	0030 TAXES-CIT		3,218.35-	0.00	0.00	3,218.35-
		31 ACCT TYPE TOTAL		5,110.68-	0.00	0.00	5,110.68-
205		FUND TOTAL		0.00	0.00	0.00	0.00

FUND	ACCT TYPE	B.S. ACCOUNT	OBJ/REV SOURCE	BEG BALANCE	TOTAL DEBITS	TOTAL CREDITS	ENDING BALANCE
306	01	0050 CASH-POOLED		0.00	0.00	0.00	0.00
		01 ACCT TYPE TOTAL		0.00	0.00	0.00	0.00
306	02	0605 ACCTS PAY		0.00	0.00	0.00	0.00
306	02	8888 SYSTEM REQUI		0.00	0.00	0.00	0.00
		02 ACCT TYPE TOTAL		0.00	0.00	0.00	0.00
306	22		0921 SSC ALLOC	102,328,620.80	270,521.70	0.00	102,599,142.50
306	22		0931 TRANSFER	94,786,757.00	0.00	0.00	94,786,757.00
		22 ACCT TYPE TOTAL		197,115,377.80	270,521.70	0.00	197,385,899.50
306	31		0017 ANTIC. RE	1,386,646.08-	0.00	270,521.70	1,657,167.79-
306	31		0320 BASE CHAR	40,929,676.41-	0.00	0.00	40,929,676.41-
306	31		0326 METERED V	122,794,878.89-	0.00	0.00	122,794,878.89-
306	31		0328 UNMETERD	21,805,263.44-	0.00	0.00	21,805,263.44-
306	31		0330 XTRA STRE	6,745,334.92-	0.00	0.00	6,745,334.92-
306	31		0331 COMPLIANC	3,916,790.71-	0.00	0.00	3,916,790.71-
306	31		0342 LOW INCOM	463,212.66	0.00	0.00	463,212.66
		31 ACCT TYPE TOTAL		197,115,377.80-	0.00	270,521.70	197,385,899.50-
		306 FUND TOTAL		0.00	270,521.70	270,521.70	0.00

FUND	ACCT TYPE	B.S. ACCOUNT	OBJ/REV SOURCE	BEG BALANCE	TOTAL DEBITS	TOTAL CREDITS	ENDING BALANCE
307	01	0050 CASH-POOLED		0.00	0.00	0.00	0.00
		01 ACCT TYPE TOTAL		0.00	0.00	0.00	0.00
307	22		0921 SSC ALLOC	1,247,542.18	1,020.40	0.00	1,248,562.58
		22 ACCT TYPE TOTAL		1,247,542.18	1,020.40	0.00	1,248,562.58
307	31		0017 ANTIC. RE	788.49-	0.00	1,020.40	1,808.89-
307	31		0320 BASE CHAR	1,251,590.92-	0.00	0.00	1,251,590.92-
307	31		0342 LOW INCOM	4,837.23	0.00	0.00	4,837.23
		31 ACCT TYPE TOTAL		1,247,542.18-	0.00	1,020.40	1,248,562.58-
		307 FUND TOTAL		0.00	1,020.40	1,020.40	0.00

RUN DATE: 09/30/06
 REPORT ID: A614
 MISSISSIPPI RIVER CONSTRUCTION

METROPOLITAN SEWER DISTRICT
 SUMMARY TRIAL BALANCE BY FUND
 FOR BUDGET FISCAL YEAR 2006
 AS OF JUNE 30, 2006

FUND	ACCT TYPE	B.S. ACCOUNT	OBJ/REV SOURCE	BEG BALANCE	TOTAL DEBITS	TOTAL CREDITS	ENDING BALANCE
315	01	0010 TRUST FUND		0.00	0.00	0.00	0.00
315	01	0050 CASH-POOLED		0.00	0.00	0.00	0.00
315	01	0330 FEDER-UNBLD		0.00	0.00	0.00	0.00
315	01	0335 FEDER-BILLED		0.00	0.00	0.00	0.00
315	01	0340 STATE-BILLED		0.00	0.00	0.00	0.00
315	01	0345 STATE-UNBLD		0.00	0.00	0.00	0.00
		01 ACCT TYPE TOTAL		0.00	0.00	0.00	0.00
315	02	0605 ACCTS PAY		0.00	0.00	0.00	0.00
		02 ACCT TYPE TOTAL		0.00	0.00	0.00	0.00
315	03	0902 FUND BAL-BEG		0.00	0.00	0.00	0.00
		03 ACCT TYPE TOTAL		0.00	0.00	0.00	0.00
		315 FUND TOTAL		0.00	0.00	0.00	0.00

FUND	ACCT TYPE	B.S. ACCOUNT	OBJ/REV SOURCE	BEG BALANCE	TOTAL DEBITS	TOTAL CREDITS	ENDING BALANCE
331	01	0030	CASH-MISS	0.00	0.00	0.00	0.00
331	01	0050	CASH-POOLED	0.00	0.00	0.00	0.00
331	01	0201	INTEREST REC	0.00	0.00	0.00	0.00
331	01	0340	STATE-BILLED	0.00	0.00	0.00	0.00
331	01	0345	STATE-UNBLD	0.00	0.00	0.00	0.00
331	01	0350	LOCAL-UNBLD	0.00	0.00	0.00	0.00
331	01	0355	LOCAL-BILLED	0.00	0.00	0.00	0.00
		01	ACCT TYPE TOTAL	0.00	0.00	0.00	0.00
331	02	0605	ACCTS PAY	0.00	0.00	0.00	0.00
331	02	0665	CLEARING ACT	0.00	0.00	0.00	0.00
		02	ACCT TYPE TOTAL	0.00	0.00	0.00	0.00
331	03	0902	FUND BAL-BEG	0.00	0.00	0.00	0.00
		03	ACCT TYPE TOTAL	0.00	0.00	0.00	0.00
		331	FUND TOTAL	0.00	0.00	0.00	0.00

METROPOLITAN SEWER DISTRICT
 SUMMARY TRIAL BALANCE BY FUND
 FOR BUDGET FISCAL YEAR 2006
 AS OF JUNE 30, 2006

FUND	ACCT TYPE	B.S. ACCOUNT	OBJ/REV SOURCE	BEG BALANCE	TOTAL DEBITS	TOTAL CREDITS	ENDING BALANCE
353	01	0050 CASH-POOLED		0.00	0.00	0.00	0.00
353	01	0315 SSC-RESERVE		0.00	0.00	0.00	0.00
		01	ACCT TYPE TOTAL	0.00	0.00	0.00	0.00
353	02	0605 ACCTS PAY		0.00	0.00	0.00	0.00
		02	ACCT TYPE TOTAL	0.00	0.00	0.00	0.00
353	03	0902 FUND BAL-BEG		0.00	0.00	0.00	0.00
		03	ACCT TYPE TOTAL	0.00	0.00	0.00	0.00
		353	FUND TOTAL	0.00	0.00	0.00	0.00

FUND	ACCT TYPE	B.S. ACCOUNT	OBJ/REV SOURCE	BEG BALANCE	TOTAL DEBITS	TOTAL CREDITS	ENDING BALANCE
410	01	0010 TRUST FUND		0.00	0.00	0.00	0.00
410	01	0050 CASH-POOLED		171,336.82	0.00	0.00	171,336.82
410	01	0201 INTEREST REC		0.00	0.00	0.00	0.00
		01 ACCT TYPE TOTAL		171,336.82	0.00	0.00	171,336.82
410	02	0605 ACCTS PAY		0.00	0.00	0.00	0.00
410	02	0707 CHSTFLD VLY		62,841.19-	0.00	0.00	62,841.19-
410	02	0708 MON-CHST LS		10,790.63-	0.00	0.00	10,790.63-
410	02	0709 FFC-ESCROW		97,705.00-	0.00	0.00	97,705.00-
		02 ACCT TYPE TOTAL		171,336.82-	0.00	0.00	171,336.82-
410	03	0902 FUND BAL-BEG		0.00	0.00	0.00	0.00
		03 ACCT TYPE TOTAL		0.00	0.00	0.00	0.00
		410 FUND TOTAL		0.00	0.00	0.00	0.00

FUND	ACCT TYPE	B.S. ACCOUNT	OBJ/REV SOURCE	BEG BALANCE	TOTAL DEBITS	TOTAL CREDITS	ENDING BALANCE
563	01	0050 CASH-POOLED		1,481,551.48	0.00	2,326.45	1,479,225.03
563	01	0201 INTEREST REC		14,071.39	12,878.35	12,605.51	14,344.23
		01 ACCT TYPE TOTAL		1,495,622.87	12,878.35	14,931.96	1,493,569.26
563	02	0605 ACCTS PAY		0.00	0.00	0.00	0.00
		02 ACCT TYPE TOTAL		0.00	0.00	0.00	0.00
563	03	0900 FUND BAL-BEG		799.68-	0.00	0.00	799.68-
563	03	0902 FUND BAL-BEG		1,265,886.84-	0.00	0.00	1,265,886.84-
		03 ACCT TYPE TOTAL		1,266,686.52-	0.00	0.00	1,266,686.52-
563	31		0020 TAXES-COU	184,063.86-	0.00	0.00	184,063.86-
563	31		0201 INTEREST	50,314.13-	0.00	0.00	50,314.13-
563	31		0207 INV PRM/D	5,144.14-	14,931.96	12,878.35	3,090.53-
563	31		0209 INVGAIN/L	10,585.78	0.00	0.00	10,585.78
		31 ACCT TYPE TOTAL		228,936.35-	14,931.96	12,878.35	226,882.74-
		563 FUND TOTAL		0.00	27,810.31	27,810.31	0.00

FUND	ACCT TYPE	B.S. ACCOUNT	OBJ/REV SOURCE	BEG BALANCE	TOTAL DEBITS	TOTAL CREDITS	ENDING BALANCE
564	01	0050	CASH-POOLED	4,824,264.40	0.00	7,695.48	4,816,568.92
564	01	0201	INTEREST REC	39,293.00	42,599.37	41,696.82	40,195.55
564	01	0330	FEDER-UNBLD	0.00	0.00	0.00	0.00
564	01	0340	STATE-BILLED	0.00	0.00	0.00	0.00
564	01	0345	STATE-UNBLD	0.00	0.00	0.00	0.00
564	01	0350	LOCAL-UNBLD	0.00	0.00	0.00	0.00
564	01	0355	LOCAL-BILLED	0.00	0.00	0.00	0.00
	01		ACCT TYPE TOTAL	4,963,557.40	42,599.37	49,392.30	4,956,764.47
564	02	0605	ACCTS PAY	107,421.81-	802.17	16,043.54	122,663.18-
564	02	0606	CONTRACT PAY	0.00	0.00	16,409.10	16,409.10-
564	02	0607	RETAINAG PAY	34,088.19-	0.00	1,148.13	35,236.32-
564	02	0615	RESERV ENCUM	0.00	16,755.08	0.00	16,755.08
564	02	0665	CLEARING ACT	0.00	0.00	0.00	0.00
	02		ACCT TYPE TOTAL	141,510.00-	17,557.23	33,600.77	157,553.54-
564	03	0900	FUND BAL-BEG	2,775.40-	0.00	0.00	2,775.40-
564	03	0902	FUND BAL-BEG	3,043,260.28-	0.00	0.00	3,043,260.28-
564	03	2002	RES ENCUM 02	16,216.70-	0.00	0.00	16,216.70-
564	03	2003	RES ENCUM 03	94,815.81-	0.00	0.00	94,815.81-
564	03	2004	RES ENCUM 03	0.00	0.00	0.00	0.00
564	03	2005	RES ENCUM 05	283,679.46-	16,043.54	0.00	267,635.92-
564	03	2006	RES ENCUM 06	1,490,968.10-	0.00	0.00	1,490,968.10-
	03		ACCT TYPE TOTAL	4,931,715.75-	16,043.54	0.00	4,915,672.21-
564	21		0901 CONST COS	29,396.18-	0.00	0.00	29,396.18-
564	21		0903 CAPITAL-C	1,364,185.24	0.00	0.00	1,364,185.24
564	21		0904 OTHER OPE	332,270.54-	0.00	16,043.54	348,314.08-
	21		ACCT TYPE TOTAL	1,002,518.52	0.00	16,043.54	986,474.98
564	22		0901 CONST COS	29,396.18	0.00	0.00	29,396.18
564	22		0903 CAPITAL-C	481,814.76	0.00	0.00	481,814.76
564	22		0904 OTHER OPE	332,270.54	16,043.54	0.00	348,314.08
	22		ACCT TYPE TOTAL	843,481.48	16,043.54	0.00	859,525.02
564	31		0020 TAXES-COU	1,525,934.30-	0.00	0.00	1,525,934.30-
564	31		0201 INTEREST	159,001.20-	0.00	0.00	159,001.20-
564	31		0207 INV PRM/D	16,924.37-	49,392.30	42,599.37	10,131.44-
564	31		0209 INVGAIN/L	33,780.50	0.00	0.00	33,780.50
564	31		0213 LIQUID EN	68,252.28-	0.00	0.00	68,252.28-
	31		ACCT TYPE TOTAL	1,736,331.65-	49,392.30	42,599.37	1,729,538.72-
564			FUND TOTAL	0.00	141,635.98	141,635.98	0.00

FUND	ACCT TYPE	B. S. ACCOUNT	OBJ/REV SOURCE	BEG BALANCE	TOTAL DEBITS	TOTAL CREDITS	ENDING BALANCE
565	01	0050 CASH-POOLED		2,028,828.77	0.00	3,253.10	2,025,575.67
565	01	0201 INTEREST REC		15,361.10	18,007.97	17,626.43	15,742.64
565	01	0340 STATE-BILLED		0.00	0.00	0.00	0.00
	01	ACCT TYPE TOTAL		2,044,189.87	18,007.97	20,879.53	2,041,318.31
565	02	0605 ACCTS PAY		0.00	0.00	0.00	0.00
565	02	0606 CONTRACT PAY		0.00	0.00	3,177.75	3,177.75-
565	02	0607 RETAINAG PAY		7,703.77-	0.00	187.25	7,871.02-
565	02	0615 RESERV ENCUM		0.00	3,345.00	0.00	3,345.00
565	02	0665 CLEARING ACT		0.00	0.00	0.00	0.00
	02	ACCT TYPE TOTAL		7,703.77-	3,345.00	3,345.00	7,703.77-
565	03	0900 FUND BAL-BEG		1,251.84-	0.00	0.00	1,251.84-
565	03	0902 FUND BAL-BEG		1,785,667.34-	0.00	0.00	1,785,667.34-
565	03	2002 RES ENCUM 02		0.00	0.00	0.00	0.00
565	03	2003 RES ENCUM 03		0.00	0.00	0.00	0.00
565	03	2004 RES ENCUM 03		20,000.00-	0.00	0.00	20,000.00-
565	03	2005 RES ENCUM 05		24,601.42-	0.00	0.00	24,601.42-
565	03	2006 RES ENCUM 06		164,579.57-	0.00	0.00	164,579.57-
	03	ACCT TYPE TOTAL		1,996,100.17-	0.00	0.00	1,996,100.17-
565	21	0901 CONST COS		18,727.60-	0.00	0.00	18,727.60-
565	21	0903 CAPITAL-C		77,458.58	0.00	0.00	77,458.58
	21	ACCT TYPE TOTAL		58,730.98	0.00	0.00	58,730.98
565	22	0901 CONST COS		18,727.60	0.00	0.00	18,727.60
565	22	0903 CAPITAL-C		337,541.42	0.00	0.00	337,541.42
	22	ACCT TYPE TOTAL		356,269.02	0.00	0.00	356,269.02
565	31	0020 TAXES-COU		252,882.26-	0.00	0.00	252,882.26-
565	31	0201 INTEREST		70,790.24-	0.00	0.00	70,790.24-
565	31	0207 INV PRM/D		7,277.79-	20,879.53	18,007.97	4,406.23-
565	31	0209 INVGAIN/L		14,907.88	0.00	0.00	14,907.88
565	31	0213 LIQUID EN		139,343.52-	0.00	0.00	139,343.52-
	31	ACCT TYPE TOTAL		455,385.93-	20,879.53	18,007.97	452,514.37-
	565	FUND TOTAL		0.00	42,232.50	42,232.50	0.00

FUND	ACCT TYPE	B. S. ACCOUNT	OBJ/REV SOURCE	BEG BALANCE	TOTAL DEBITS	TOTAL CREDITS	ENDING BALANCE
566	01	0050 CASH-POOLED		8,481,229.20	0.00	15,126.54	8,466,102.66
566	01	0201 INTEREST REC		115,208.94	83,734.96	81,960.86	116,983.04
566	01	0340 STATE-BILLED		0.00	0.00	0.00	0.00
566	01	0345 STATE-UNBLD		0.00	0.00	0.00	0.00
566	01	0350 LOCAL-UNBLD		0.00	0.00	0.00	0.00
		01 ACCT TYPE TOTAL		8,596,438.14	83,734.96	97,087.40	8,583,085.70
566	02	0605 ACCTS PAY		355,674.85-	13,414.00	28,048.84	370,309.69-
566	02	0606 CONTRACT PAY		0.00	0.00	18,354.17	18,354.17-
566	02	0607 RETAINAG PAY		91,092.94-	0.00	450.01	91,542.95-
566	02	0615 RESERV ENCUM		0.00	18,804.18	0.00	18,804.18
566	02	0665 CLEARING ACT		0.00	0.00	0.00	0.00
		02 ACCT TYPE TOTAL		446,767.79-	32,218.18	46,853.02	461,402.63-
566	03	0900 FUND BAL-BEG		4,407.60-	0.00	0.00	4,407.60-
566	03	0902 FUND BAL-BEG		6,826,053.08-	0.00	0.00	6,826,053.08-
566	03	2001 RES ENCUM 01		0.00	0.00	0.00	0.00
566	03	2002 RES ENCUM 02		0.00	0.00	0.00	0.00
566	03	2003 RES ENCUM 03		6,707.00-	6,707.00	0.00	0.00
566	03	2004 RES ENCUM 03		50,059.03-	0.00	0.00	50,059.03-
566	03	2005 RES ENCUM 05		227,566.75-	0.00	0.00	227,566.75-
566	03	2006 RES ENCUM 06		1,711,448.77-	14,634.84	0.00	1,696,813.93-
		03 ACCT TYPE TOTAL		8,826,242.23-	21,341.84	0.00	8,804,900.39-
566	21	0901 CONST COS		825,784.31-	0.00	6,707.00	832,491.31-
566	21	0903 CAPITAL-C		1,361,893.56	0.00	14,634.84	1,347,258.72
		21 ACCT TYPE TOTAL		536,109.25	0.00	21,341.84	514,767.41
566	22	0901 CONST COS		825,784.31	13,414.00	6,707.00	832,491.31
566	22	0903 CAPITAL-C		2,640,606.44	14,634.84	0.00	2,655,241.28
		22 ACCT TYPE TOTAL		3,466,390.75	28,048.84	6,707.00	3,487,732.59
566	31	0020 TAXES-COU		2,101,959.64-	0.00	0.00	2,101,959.64-
566	31	0201 INTEREST		329,197.54-	0.00	0.00	329,197.54-
566	31	0207 INV PRM/D		34,068.28-	97,087.40	83,734.96	20,715.84-
566	31	0209 INV GAIN/L		68,290.90	0.00	0.00	68,290.90
566	31	0213 LIQUID EN		928,993.56-	0.00	6,707.00	935,700.56-
		31 ACCT TYPE TOTAL		3,325,928.12-	97,087.40	90,441.96	3,319,282.68-
566		FUND TOTAL		0.00	262,431.22	262,431.22	0.00

FUND	ACCT TYPE	B. S. ACCOUNT	OBJ/REV SOURCE	BEG BALANCE	TOTAL DEBITS	TOTAL CREDITS	ENDING BALANCE
567	01	0050 CASH-POOLED		252,691.76	0.00	374.49	252,317.27
567	01	0201 INTEREST REC		2,643.25	2,073.03	2,029.12	2,687.16
		01 ACCT TYPE TOTAL		255,335.01	2,073.03	2,403.61	255,004.43
567	02	0605 ACCTS PAY		0.00	0.00	0.00	0.00
567	02	0606 CONTRACT PAY		0.00	0.00	0.00	0.00
567	02	0607 RETAINAG PAY		0.00	0.00	0.00	0.00
567	02	0615 RESERV ENCUM		0.00	0.00	0.00	0.00
567	02	0665 CLEARING ACT		0.00	0.00	0.00	0.00
		02 ACCT TYPE TOTAL		0.00	0.00	0.00	0.00
567	03	0900 FUND BAL-BEG		334.41-	0.00	0.00	334.41-
567	03	0902 FUND BAL-BEG		60,323.03-	0.00	0.00	60,323.03-
567	03	2004 RES ENCUM 03		0.00	0.00	0.00	0.00
567	03	2005 RES ENCUM 05		10,000.00-	0.00	0.00	10,000.00-
		03 ACCT TYPE TOTAL		70,657.44-	0.00	0.00	70,657.44-
567	21		0903 CAPITAL-C	43,596.00-	0.00	0.00	43,596.00-
567	21		0904 OTHER OPE	10,000.00-	0.00	0.00	10,000.00-
		21 ACCT TYPE TOTAL		53,596.00-	0.00	0.00	53,596.00-
567	22		0903 CAPITAL-C	43,596.00	0.00	0.00	43,596.00
567	22		0904 OTHER OPE	10,000.00	0.00	0.00	10,000.00
		22 ACCT TYPE TOTAL		53,596.00	0.00	0.00	53,596.00
567	31		0020 TAXES-COU	146,408.76-	0.00	0.00	146,408.76-
567	31		0201 INTEREST	7,559.08-	0.00	0.00	7,559.08-
567	31		0207 INV PRM/D	891.05-	2,403.61	2,073.03	560.47-
567	31		0209 INVGAIN/L	1,459.30	0.00	0.00	1,459.30
567	31		0213 LIQUID EN	31,277.98-	0.00	0.00	31,277.98-
		31 ACCT TYPE TOTAL		184,677.57-	2,403.61	2,073.03	184,346.99-
		567 FUND TOTAL		0.00	4,476.64	4,476.64	0.00

FUND	ACCT TYPE	B.S. ACCOUNT	OBJ/REV SOURCE	BEG BALANCE	TOTAL DEBITS	TOTAL CREDITS	ENDING BALANCE
569	01	0050 CASH-POOLED		608,587.97	0.00	1,079.15	807,508.82
569	01	0201 INTEREST REC		11,773.00	5,973.76	5,847.19	11,899.57
		01 ACCT TYPE TOTAL		620,360.97	5,973.76	6,926.34	619,408.39
569	02	0605 ACCTS PAY		0.00	0.00	0.00	0.00
569	02	0606 CONTRACT PAY		0.00	0.00	16,426.74	16,426.74
569	02	0607 RETAINAG PAY		5,505.32	0.00	864.56	6,369.88
569	02	0615 RESERV ENCUM		0.00	17,291.30	0.00	17,291.30
569	02	0665 CLEARING ACT		0.00	0.00	0.00	0.00
		02 ACCT TYPE TOTAL		5,505.32	17,291.30	17,291.30	5,505.32
569	03	0900 FUND BAL-BEG		437.13	0.00	0.00	437.13
569	03	0902 FUND BAL-BEG		418,917.62	0.00	0.00	418,917.62
569	03	2005 RES ENCUM 05		47,896.85	0.00	0.00	47,896.85
569	03	2006 RES ENCUM 06		11,456.89	0.00	0.00	11,456.89
		03 ACCT TYPE TOTAL		478,708.49	0.00	0.00	478,708.49
569	21	0903 CAPITAL-C		64,350.27	0.00	0.00	64,350.27
		21 ACCT TYPE TOTAL		64,350.27	0.00	0.00	64,350.27
569	22	0903 CAPITAL-C		117,350.27	0.00	0.00	117,350.27
		22 ACCT TYPE TOTAL		117,350.27	0.00	0.00	117,350.27
569	31	0020 TAXES-COU		131,107.09	0.00	0.00	131,107.09
569	31	0201 INTEREST		22,492.97	0.00	0.00	22,492.97
569	31	0207 INV PRM/D		2,462.64	6,926.34	5,973.76	1,510.06
569	31	0209 INVGAIN/L		4,533.62	0.00	0.00	4,533.62
569	31	0213 LIQUID EN		37,618.08	0.00	0.00	37,618.08
		31 ACCT TYPE TOTAL		189,147.16	6,926.34	5,973.76	188,194.58
		569 FUND TOTAL		0.00	30,191.40	30,191.40	0.00

METROPOLITAN SEWER DISTRICT
 SUMMARY TRIAL BALANCE BY FUND
 FOR BUDGET FISCAL YEAR 2006
 AS OF JUNE 30, 2006

FUND	ACCT TYPE	B.S. ACCOUNT	OBJ/REV SOURCE	BEG BALANCE	TOTAL DEBITS	TOTAL CREDITS	ENDING BALANCE
571	01	0050	CASH-POOLED	5,940,356.15	0.00	12,232.97	5,928,123.18
571	01	0201	INTEREST REC	49,587.94	59,023.49	57,772.95	50,838.48
571	01	0345	STATE-UNBLD	0.00	0.00	0.00	0.00
571	01	0350	LOCAL-UNBLD	0.00	0.00	0.00	0.00
		01	ACCT TYPE TOTAL	5,989,944.09	59,023.49	70,005.92	5,978,961.66
571	02	0605	ACCTS PAY	1,370.50	7,938.57	158,210.53	151,642.46
571	02	0607	RETAINAG PAY	36,419.38	0.00	6,168.07	42,587.45
571	02	0665	CLEARING ACT	0.00	200.00	200.00	0.00
		02	ACCT TYPE TOTAL	37,789.88	8,138.57	164,578.60	194,229.91
571	03	0696	RES ENCUM 96	0.00	0.00	0.00	0.00
571	03	0900	FUND BAL-BEG	2,981.42	0.00	0.00	2,981.42
571	03	0902	FUND BAL-BEG	5,842,445.75	0.00	0.00	5,842,445.75
571	03	2001	RES ENCUM 01	0.00	0.00	0.00	0.00
571	03	2004	RES ENCUM 03	23,793.22	10,274.56	0.00	13,518.66
571	03	2005	RES ENCUM 05	0.00	0.00	0.00	0.00
571	03	2006	RES ENCUM 06	762,160.79	147,535.97	0.00	614,624.82
		03	ACCT TYPE TOTAL	6,631,381.18	157,810.53	0.00	6,473,570.65
571	21		0901 CONST COS	45,525.92	0.00	0.00	45,525.92
571	21		0903 CAPITAL-C	693,005.46	0.00	157,810.53	535,194.93
		21	ACCT TYPE TOTAL	647,479.54	0.00	157,810.53	489,669.01
571	22		0901 CONST COS	45,525.92	0.00	0.00	45,525.92
571	22		0903 CAPITAL-C	1,249,994.54	158,010.53	200.00	1,407,805.07
		22	ACCT TYPE TOTAL	1,295,520.46	158,010.53	200.00	1,453,330.99
571	31		0020 TAXES-COU	958,305.16	0.00	0.00	958,305.16
571	31		0201 INTEREST	227,664.67	0.00	0.00	227,664.67
571	31		0207 INV PRM/D	23,257.31	68,435.42	59,023.49	13,845.38
571	31		0209 INVGAIN/L	49,359.44	0.00	0.00	49,359.44
571	31		0213 LIQUID EN	103,905.33	200.00	0.00	103,705.33
		31	ACCT TYPE TOTAL	1,263,773.03	68,635.42	59,023.49	1,254,161.10
		571	FUND TOTAL	0.00	451,618.54	451,618.54	0.00

FUND	ACCT TYPE	B.S. ACCOUNT	OBJ/REV SOURCE	BEG BALANCE	TOTAL DEBITS	TOTAL CREDITS	ENDING BALANCE
572	01	0050 CASH-POOLED		110,201.91	0.00	184.62	110,017.29
572	01	0201 INTEREST REC		2,469.47	1,021.97	1,000.32	2,491.12
		01	ACCT TYPE TOTAL	112,671.38	1,021.97	1,184.94	112,508.41
572	02	0605 ACCTS PAY		0.00	0.00	0.00	0.00
		02	ACCT TYPE TOTAL	0.00	0.00	0.00	0.00
572	03	0900 FUND BAL-BEG		79.20-	0.00	0.00	79.20-
572	03	0902 FUND BAL-BEG		108,940.83-	0.00	0.00	108,940.83-
		03	ACCT TYPE TOTAL	109,020.03-	0.00	0.00	109,020.03-
572	31		0201 INTEREST	4,116.61-	0.00	0.00	4,116.61-
572	31		0207 INV PRM/D	409.58-	1,184.94	1,021.97	246.61-
572	31		0209 INVGAIN/L	874.84	0.00	0.00	874.84
		31	ACCT TYPE TOTAL	3,651.35-	1,184.94	1,021.97	3,488.38-
572			FUND TOTAL	0.00	2,206.91	2,206.91	0.00

FUND	ACCT TYPE	B.S. ACCOUNT	OBJ/REV SOURCE	BEG BALANCE	TOTAL DEBITS	TOTAL CREDITS	ENDING BALANCE
574	01	0050 CASH-POOLED		48,365.81	0.00	131.47	48,234.34
574	01	0201 INTEREST REC		766.09	727.80	712.37	721.52
		01 ACCT TYPE TOTAL		49,071.90	727.80	843.84	48,955.86
574	02	0605 ACCTS PAY		0.00	0.00	0.00	0.00
574	02	0607 RETAINAG PAY		3,294.12-	0.00	0.00	3,294.12-
574	02	0665 CLEARING ACT		0.00	0.00	0.00	0.00
		02 ACCT TYPE TOTAL		3,294.12-	0.00	0.00	3,294.12-
574	03	0900 FUND BAL-BEG		19.74-	0.00	0.00	19.74-
574	03	0902 FUND BAL-BEG		93,468.11-	0.00	0.00	93,468.11-
574	03	2006 RES ENCUM 06		23,977.67-	0.00	0.00	23,977.67-
		03 ACCT TYPE TOTAL		117,465.52-	0.00	0.00	117,465.52-
574	21		0903 CAPITAL-C	23,977.67	0.00	0.00	23,977.67
		21 ACCT TYPE TOTAL		23,977.67	0.00	0.00	23,977.67
574	22		0903 CAPITAL-C	66,022.33	0.00	0.00	66,022.33
		22 ACCT TYPE TOTAL		66,022.33	0.00	0.00	66,022.33
574	31		0020 TAXES-COU	15,337.34-	0.00	0.00	15,337.34-
574	31		0201 INTEREST	3,379.92-	0.00	0.00	3,379.92-
574	31		0207 INV PRM/D	308.33-	843.84	727.80	192.29-
574	31		0209 INVGAIN/L	713.33	0.00	0.00	713.33
		31 ACCT TYPE TOTAL		18,312.26-	843.84	727.80	18,196.22-
574		FUND TOTAL		0.00	1,571.64	1,571.64	0.00

FUND	ACCT TYPE	B.S. ACCOUNT	OBJ/REV SOURCE	BEG BALANCE	TOTAL DEBITS	TOTAL CREDITS	ENDING BALANCE
575	01	0050 CASH-POOLED		240,387.48	0.00	402.71	239,984.77
575	01	0201 INTEREST REC		2,742.28	2,229.26	2,182.02	2,789.52
		01 ACCT TYPE TOTAL		243,129.76	2,229.26	2,584.73	242,774.29
575	02	0605 ACCTS PAY		0.00	0.00	0.00	0.00
		02 ACCT TYPE TOTAL		0.00	0.00	0.00	0.00
575	03	0900 FUND BAL-BEG		173.47-	0.00	0.00	173.47-
575	03	0902 FUND BAL-BEG		234,991.42-	0.00	0.00	234,991.42-
		03 ACCT TYPE TOTAL		235,164.89-	0.00	0.00	235,164.89-
575	31		0201 INTEREST	8,979.70-	0.00	0.00	8,979.70-
575	31		0207 INV PRM/D	893.46-	2,584.73	2,229.26	537.99-
575	31		0209 INVGAIN/L	1,908.29	0.00	0.00	1,908.29
		31 ACCT TYPE TOTAL		7,964.87-	2,584.73	2,229.26	7,609.40-
575		FUND TOTAL		0.00	4,813.99	4,813.99	0.00

FUND	ACCT TYPE	B.S. ACCOUNT	OBJ/REV SOURCE	BEG BALANCE	TOTAL DEBITS	TOTAL CREDITS	ENDING BALANCE
576	01	0050 CASH-POOLED		2,099,296.87	0.00	3,445.76	2,095,851.11
576	01	0201 INTEREST REC		15,255.26	19,074.44	18,670.31	15,659.39
576	01	0340 STATE-BILLED		0.00	0.00	0.00	0.00
576	01	0350 LOCAL-UNBLD		0.00	0.00	0.00	0.00
	01	ACCT TYPE TOTAL		2,114,552.13	19,074.44	22,116.07	2,111,510.50
576	02	0605 ACCTS PAY		43,733.73-	0.00	27,251.04	70,984.77-
576	02	0606 CONTRACT PAY		0.00	0.00	7,645.13	7,645.13-
576	02	0607 RETAINAG PAY		6,988.25-	0.00	1,717.68	8,705.93-
576	02	0615 RESERV ENCUM		0.00	8,047.51	0.00	8,047.51
576	02	0665 CLEARING ACT		0.00	1,315.30	1,315.30	0.00
	02	ACCT TYPE TOTAL		50,721.98-	9,362.81	37,929.15	79,288.32-
576	03	0900 FUND BAL-BEG		1,191.78-	0.00	0.00	1,191.78-
576	03	0902 FUND BAL-BEG		1,438,626.44-	0.00	0.00	1,438,626.44-
576	03	2003 RES ENCUM 03		54,120.51-	0.00	0.00	54,120.51-
576	03	2005 RES ENCUM 05		198,927.88-	27,251.04	0.00	171,676.84-
576	03	2006 RES ENCUM 06		130,347.05-	1,315.30	0.00	129,031.75-
	03	ACCT TYPE TOTAL		1,823,213.66-	28,566.34	0.00	1,794,647.32-
576	21	0901 CONST COS		4,661.86-	0.00	0.00	4,661.86-
576	21	0903 CAPITAL-C		13,914.23-	0.00	28,566.34	42,480.57-
	21	ACCT TYPE TOTAL		18,576.09-	0.00	28,566.34	47,142.43-
576	22	0901 CONST COS		4,661.86	0.00	0.00	4,661.86
576	22	0903 CAPITAL-C		179,914.23	28,566.34	0.00	208,480.57
	22	ACCT TYPE TOTAL		184,576.09	28,566.34	0.00	213,142.43
576	31	020 TAXES-COU		445,722.40-	0.00	0.00	445,722.40-
576	31	0201 INTEREST		72,788.81-	0.00	0.00	72,788.81-
576	31	0207 INV PRM/D		7,613.24-	22,116.07	19,074.44	4,571.61-
576	31	0209 INVGAIN/L		15,445.36	0.00	0.00	15,445.36
576	31	0213 LIQUID EN		104,062.60	0.00	0.00	104,062.60
	31	ACCT TYPE TOTAL		406,616.49-	22,116.07	19,074.44	403,574.86-
	576	FUND TOTAL		0.00	107,686.00	107,686.00	0.00

FUND	ACCT TYPE	B.S. ACCOUNT	DBJ/REV SOURCE	BEG BALANCE	TOTAL DEBITS	TOTAL CREDITS	ENDING BALANCE
577	01	0050 CASH-POOLED		262,755.16	0.00	416.22	262,338.94
577	01	0201 INTEREST REC		3,239.07	2,304.02	2,255.21	3,287.88
		01	ACCT TYPE TOTAL	265,994.23	2,304.02	2,671.43	265,626.82
577	02	0605 ACCTS PAY		0.00	0.00	0.00	0.00
		02	ACCT TYPE TOTAL	0.00	0.00	0.00	0.00
577	03	0900 FUND BAL-BEG		126.89-	0.00	0.00	126.89-
577	03	0902 FUND BAL-BEG		233,709.60-	0.00	0.00	233,709.60-
		03	ACCT TYPE TOTAL	233,836.49-	0.00	0.00	233,836.49-
577	31		0020 TAXES-COU	24,024.97-	0.00	0.00	24,024.97-
577	31		0201 INTEREST	9,133.99-	0.00	0.00	9,133.99-
577	31		0207 INV PRM/D	924.05-	2,671.43	2,304.02	556.64-
577	31		0209 INVGAIN/L	1,925.27	0.00	0.00	1,925.27
		31	ACCT TYPE TOTAL	32,157.74-	2,671.43	2,304.02	31,790.39-
577			FUND TOTAL	0.00	4,975.45	4,975.45	0.00

METROPOLITAN SEWER DISTRICT
 SUMMARY TRIAL BALANCE BY FUND
 FOR BUDGET FISCAL YEAR 2006
 AS OF JUNE 30, 2006

FUND	ACCT TYPE	B.S. ACCOUNT	OBJ/REV SOURCE	BEG BALANCE	TOTAL DEBITS	TOTAL CREDITS	ENDING BALANCE
579	01	0050	CASH-POOLED	274,602.67	0.00	413.46	274,189.21
579	01	0201	INTEREST REC	3,235.28	2,288.76	2,240.28	3,283.76
579	01	0355	LOCAL-BILLED	0.00	0.00	0.00	0.00
	01	ACCT TYPE TOTAL		277,837.95	2,288.76	2,653.74	277,472.97
579	02	0605	ACCTS PAY	4,750.00-	0.00	0.00	4,750.00-
579	02	0606	CONTRACT PAY	0.00	0.00	13,562.05	13,562.05-
579	02	0607	RETAINAG PAY	250.00-	0.00	713.79	963.79-
579	02	0615	RESERV ENCUM	0.00	14,275.84	0.00	14,275.84
579	02	0665	CLEARING ACT	0.00	0.00	0.00	0.00
	02	ACCT TYPE TOTAL		5,000.00-	14,275.84	14,275.84	5,000.00-
579	03	0900	FUND BAL-BEG	147.22-	0.00	0.00	147.22-
579	03	0902	FUND BAL-BEG	205,425.57-	0.00	0.00	205,425.57-
579	03	2005	RES ENCUM 05	20,560.00-	0.00	0.00	20,560.00-
579	03	2006	RES ENCUM 06	63,360.00-	0.00	0.00	63,360.00-
	03	ACCT TYPE TOTAL		289,492.79-	0.00	0.00	289,492.79-
579	21		0903 CAPITAL-C	63,360.00	0.00	0.00	63,360.00
	21	ACCT TYPE TOTAL		63,360.00	0.00	0.00	63,360.00
579	22		0903 CAPITAL-C	5,140.00	0.00	0.00	5,140.00
	22	ACCT TYPE TOTAL		5,140.00	0.00	0.00	5,140.00
579	31		0020 TAXES-COU	43,799.89-	0.00	0.00	43,799.89-
579	31		0201 INTEREST	9,004.61-	0.00	0.00	9,004.61-
579	31		0207 INV PRM/D	922.29-	2,653.74	2,288.76	557.31-
579	31		0209 INVGAIN/L	1,881.63	0.00	0.00	1,881.63
	31	ACCT TYPE TOTAL		51,845.16-	2,653.74	2,288.76	51,480.18-
579	FUND TOTAL			0.00	19,218.34	19,218.34	0.00

FUND	ACCT TYPE	B.S. ACCOUNT	OBJ/REV SOURCE	BEG BALANCE	TOTAL DEBITS	TOTAL CREDITS	ENDING BALANCE
580	01	0050 CASH-POOLED		141,382.88	0.00	236.85	141,146.03
580	01	0201 INTEREST REC		1,427.95	1,311.13	1,283.35	1,455.73
		01 ACCT TYPE TOTAL		142,810.83	1,311.13	1,520.20	142,601.76
580	02	0605 ACCTS PAY		0.00	0.00	0.00	0.00
		02 ACCT TYPE TOTAL		0.00	0.00	0.00	0.00
580	03	0900 FUND BAL-BEG		102.13-	0.00	0.00	102.13-
580	03	0902 FUND BAL-BEG		138,024.17-	0.00	0.00	138,024.17-
		03 ACCT TYPE TOTAL		138,126.30-	0.00	0.00	138,126.30-
580	31		0201 INTEREST	5,281.38-	0.00	0.00	5,281.38-
580	31		0207 INV PRM/D	525.49-	1,520.20	1,311.13	316.42-
580	31		0209 INVGAIN/L	1,122.34	0.00	0.00	1,122.34
		31 ACCT TYPE TOTAL		4,684.53-	1,520.20	1,311.13	4,475.46-
		580 FUND TOTAL		0.00	2,831.33	2,831.33	0.00

FUND	ACCT TYPE	B.S. ACCOUNT	OBJ/REV SOURCE	BEG BALANCE	TOTAL DEBITS	TOTAL CREDITS	ENDING BALANCE
581	01	0050	CASH-POOLED	593,675.85	0.00	927.09	592,748.56
581	01	0201	INTEREST REC	8,451.20	5,132.02	5,023.29	8,559.93
		01	ACCT TYPE TOTAL	602,126.85	5,132.02	5,950.38	601,308.49
581	02	0605	ACCTS PAY	0.00	0.00	0.00	0.00
581	02	0606	CONTRACT PAY	0.00	0.00	0.00	0.00
581	02	0607	RETAINAG PAY	0.00	0.00	0.00	0.00
581	02	0615	RESERV ENCUM	0.00	0.00	0.00	0.00
		02	ACCT TYPE TOTAL	0.00	0.00	0.00	0.00
581	03	0900	FUND BAL-BEG	259.77-	0.00	0.00	259.77-
581	03	0902	FUND BAL-BEG	491,435.10-	0.00	0.00	491,435.10-
581	03	2005	RES ENCUM 05	0.00	0.00	0.00	0.00
581	03	2006	RES ENCUM 06	95,690.32-	0.00	0.00	95,690.32-
		03	ACCT TYPE TOTAL	587,385.19-	0.00	0.00	587,385.19-
581	21		0903 CAPITAL-C	80,181.42	0.00	0.00	80,181.42
		21	ACCT TYPE TOTAL	80,181.42	0.00	0.00	80,181.42
581	22		0903 CAPITAL-C	29,818.58	0.00	0.00	29,818.58
		22	ACCT TYPE TOTAL	29,818.58	0.00	0.00	29,818.58
581	31		0020 TAXES-COU	92,256.64-	0.00	0.00	92,256.64-
581	31		0201 INTEREST	20,186.43-	0.00	0.00	20,186.43-
581	31		0207 INV PRM/D	2,061.86-	5,950.38	5,132.02	1,243.50-
581	31		0209 INVGAIN/L	4,230.77	0.00	0.00	4,230.77
581	31		0213 LIQUID EN	14,467.50-	0.00	0.00	14,467.50-
		31	ACCT TYPE TOTAL	124,741.66-	5,950.38	5,132.02	123,923.30-
		581	FUND TOTAL	0.00	11,082.40	11,082.40	0.00

FUND	ACCT TYPE	B.S. ACCOUNT	OBJ/REV SOURCE	BEG BALANCE	TOTAL DEBITS	TOTAL CREDITS	ENDING BALANCE
583	01	0050 CASH-POOLED		1,113,482.65	0.00	1,731.04	1,111,751.61
583	01	0201 INTEREST REC		10,576.24	9,582.43	9,379.41	10,779.26
583	01	0340 STATE-BILLED		33,764.83	33,764.83	0.00	0.00
	01	ACCT TYPE TOTAL		1,090,294.06	43,347.26	11,110.45	1,122,530.87
583	02	0605 ACCTS PAY		0.00	0.00	0.00	0.00
583	02	0606 CONTRACT PAY		0.00	0.00	35,750.40	35,750.40
583	02	0607 RETAINAG PAY		0.00	0.00	1,881.60	1,881.60
583	02	0615 RESERV ENCUM		0.00	37,632.00	0.00	37,632.00
583	02	0665 CLEARING ACT		0.00	0.00	0.00	0.00
	02	ACCT TYPE TOTAL		0.00	37,632.00	37,632.00	0.00
583	03	0900 FUND BAL-BEG		662.06	0.00	0.00	662.06
583	03	0902 FUND BAL-BEG		781,313.65	0.00	0.00	781,313.65
583	03	2005 RES ENCUM 05		58,676.54	0.00	0.00	58,676.54
583	03	2006 RES ENCUM 06		73,860.00	0.00	0.00	73,860.00
	03	ACCT TYPE TOTAL		914,512.25	0.00	0.00	914,512.25
583	21	0903 CAPITAL-C		13,292.37	0.00	0.00	13,292.37
	21	ACCT TYPE TOTAL		13,292.37	0.00	0.00	13,292.37
583	22	0903 CAPITAL-C		87,292.37	0.00	0.00	87,292.37
	22	ACCT TYPE TOTAL		87,292.37	0.00	0.00	87,292.37
583	31	0020 TAXES-COU		216,404.21	0.00	0.00	216,404.21
583	31	0201 INTEREST		37,242.08	0.00	0.00	37,242.08
583	31	0207 INV PRM/D		3,880.12	11,110.45	9,582.43	2,352.10
583	31	0209 INVGAIN/L		7,744.60	0.00	0.00	7,744.60
583	31	0232 STATE GRA		0.00	0.00	33,764.83	33,764.83
	31	ACCT TYPE TOTAL		249,781.81	11,110.45	43,347.26	282,018.62
583		FUND TOTAL		0.00	92,089.71	92,089.71	0.00

FUND	ACCT TYPE	B.S. ACCOUNT	OBJ/REV SOURCE	BEG BALANCE	TOTAL DEBITS	TOTAL CREDITS	ENDING BALANCE
584	01	0050 CASH-POOLED		2,112,475.82	165,700.00	82,053.82	2,196,122.00
584	01	0201 INTEREST REC		22,858.79	20,927.53	20,484.18	23,302.17
584	01	0340 STATE-BILLED		109,781.50	0.00	0.00	109,781.50
584	01	0345 STATE-UNBLD		0.00	0.00	0.00	0.00
584	01	0355 LOCAL-BILLED		0.00	0.00	0.00	0.00
	01	ACCT TYPE TOTAL		2,245,116.11	186,627.53	102,537.97	2,329,205.67
584	02	0605 ACCTS PAY		0.00	0.00	0.00	0.00
584	02	0606 CONTRACT PAY		0.00	0.00	0.00	0.00
584	02	0607 RETAINAG PAY		0.00	0.00	0.00	0.00
584	02	0615 RESERV ENCUM		0.00	0.00	0.00	0.00
584	02	0665 CLEARING ACT		0.00	0.00	0.00	0.00
	02	ACCT TYPE TOTAL		0.00	0.00	0.00	0.00
584	03	0900 FUND BAL-BEG		3,594.70-	0.00	0.00	3,594.70-
584	03	0902 FUND BAL-BEG		1,978,747.14-	0.00	0.00	1,978,747.14-
584	03	2002 RES ENCUM 02		3,169.80-	0.00	0.00	3,169.80-
584	03	2003 RES ENCUM 03		95,000.00-	0.00	0.00	95,000.00-
584	03	2004 RES ENCUM 03		0.00	0.00	0.00	0.00
584	03	2005 RES ENCUM 05		26,038.78-	0.00	0.00	26,038.78-
584	03	2006 RES ENCUM 06		10,000.00-	0.00	0.00	10,000.00-
	03	ACCT TYPE TOTAL		2,116,550.42-	0.00	0.00	2,116,550.42-
584	21	0901 CONST COS		248,455.20-	0.00	0.00	248,455.20-
584	21	0903 CAPITAL-C		16,852.00-	0.00	0.00	16,852.00-
	21	ACCT TYPE TOTAL		265,307.20-	0.00	0.00	265,307.20-
584	22	0901 CONST COS		248,455.20	0.00	0.00	248,455.20
584	22	0903 CAPITAL-C		851,852.00	0.00	0.00	851,852.00
	22	ACCT TYPE TOTAL		1,100,307.20	0.00	0.00	1,100,307.20
584	31	0020 TAXES-COU		651,082.11-	0.00	0.00	651,082.11-
584	31	0201 INTEREST		82,830.45-	0.00	0.00	82,830.45-
584	31	0207 INV PRM/D		8,435.74-	24,264.66	20,927.53	5,098.61-
584	31	0209 INVGAIN/L		17,195.27	0.00	0.00	17,195.27
584	31	0213 LIQUID EN		238,412.66-	78,273.31	165,700.00	325,839.35-
	31	ACCT TYPE TOTAL		963,585.69-	102,537.97	186,627.53	1,047,655.25-
584		FUND TOTAL		0.00	289,165.50	289,165.50	0.00

FUND	ACCT TYPE	B.S. ACCOUNT	OBJ/REV SOURCE	BEG BALANCE	TOTAL DEBITS	TOTAL CREDITS	ENDING BALANCE
585	01	0050	CASH-POOLED	252,072.54	0.00	400.28	251,672.26
585	01	0201	INTEREST REC	2,658.50	2,215.83	2,168.88	2,705.45
		01	ACCT TYPE TOTAL	254,731.04	2,215.83	2,569.16	254,377.71
585	02	0605	ACCTS PAY	0.00	0.00	0.00	0.00
		02	ACCT TYPE TOTAL	0.00	0.00	0.00	0.00
585	03	0900	FUND BAL-BEG	127.05-	0.00	0.00	127.05-
585	03	0902	FUND BAL-BEG	225,926.05-	0.00	0.00	225,926.05-
		03	ACCT TYPE TOTAL	226,053.10-	0.00	0.00	226,053.10-
585	31		0020 TAXES-COU	20,830.72-	0.00	0.00	20,830.72-
585	31		0201 INTEREST	8,818.02-	0.00	0.00	8,818.02-
585	31		0207 INV PRM/D	889.48-	2,569.16	2,215.83	536.15-
585	31		0209 INVGAIN/L	1,860.28	0.00	0.00	1,860.28
		31	ACCT TYPE TOTAL	28,677.94-	2,569.16	2,215.83	28,324.61-
585			FUND TOTAL	0.00	4,784.99	4,784.99	0.00

RUN DATE: 09/30/06
 REPORT ID: A614
 VINITA PARK OMCI

METROPOLITAN SEWER DISTRICT
 SUMMARY TRIAL BALANCE BY FUND
 FOR BUDGET FISCAL YEAR 2006
 AS OF JUNE 30, 2006

FUND	ACCT TYPE	B.S. ACCOUNT	OBJ/REV SOURCE	BEG BALANCE	TOTAL DEBITS	TOTAL CREDITS	ENDING BALANCE
586	01	0050 CASH-POOLED		47,764.71	0.00	80.02	47,684.69
586	01	0201 INTEREST REC		1,787.97	442.95	433.56	1,797.36
		01 ACCT TYPE TOTAL		49,552.68	442.95	513.58	49,482.05
586	02	0605 ACCTS PAY		0.00	0.00	0.00	0.00
		02 ACCT TYPE TOTAL		0.00	0.00	0.00	0.00
586	03	0900 FUND BAL-BEG		75.84-	0.00	0.00	75.84-
586	03	0902 FUND BAL-BEG		47,894.25-	0.00	0.00	47,894.25-
		03 ACCT TYPE TOTAL		47,970.09-	0.00	0.00	47,970.09-
586	31		0201 INTEREST	1,784.24-	0.00	0.00	1,784.24-
586	31		0207 INV PRM/D	177.53-	513.58	442.95	106.90-
586	31		0209 INVGAIN/L	379.18	0.00	0.00	379.18
		31 ACCT TYPE TOTAL		1,582.59-	513.58	442.95	1,511.96-
		586 FUND TOTAL		0.00	956.53	956.53	0.00

FUND	ACCT TYPE	B.S. ACCOUNT	OBJ/REV SOURCE	BEG BALANCE	TOTAL DEBITS	TOTAL CREDITS	ENDING BALANCE
587	01	0050 CASH-POOLED		454,967.35	0.00	714.09	454,253.26
587	01	0201 INTEREST REC		6,930.54	3,952.93	3,869.17	7,014.30
		01 ACCT TYPE TOTAL		461,897.89	3,952.93	4,583.26	461,267.56
587	02	0605 ACCTS PAY		0.00	0.00	0.00	0.00
587	02	0607 RETAINAG PAY		0.00	0.00	0.00	0.00
		02 ACCT TYPE TOTAL		0.00	0.00	0.00	0.00
587	03	0900 FUND BAL-BEG		138.43-	0.00	0.00	138.43-
587	03	0902 FUND BAL-BEG		344,621.41-	0.00	0.00	344,621.41-
587	03	2005 RES ENCUM 05		0.00	0.00	0.00	0.00
		03 ACCT TYPE TOTAL		344,759.84-	0.00	0.00	344,759.84-
587	21		0903 CAPITAL-C	8,726.61-	0.00	0.00	8,726.61-
		21 ACCT TYPE TOTAL		8,726.61-	0.00	0.00	8,726.61-
587	22		0903 CAPITAL-C	8,726.61	0.00	0.00	8,726.61
		22 ACCT TYPE TOTAL		8,726.61	0.00	0.00	8,726.61
587	31		0020 TAXES-COU	94,876.65-	0.00	0.00	94,876.65-
587	31		0201 INTEREST	14,920.52-	0.00	0.00	14,920.52-
587	31		0207 INV PRM/D	1,617.49-	4,583.26	3,952.93	987.16-
587	31		0209 INVGAIN/L	3,003.22	0.00	0.00	3,003.22
587	31		0213 LIQUID EN	8,726.61-	0.00	0.00	8,726.61-
		31 ACCT TYPE TOTAL		117,138.05-	4,583.26	3,952.93	116,507.72-
		587 FUND TOTAL		0.00	8,536.19	8,536.19	0.00

FUND	ACCT TYPE	B.S. ACCOUNT	OBJ/REV SOURCE	BEG BALANCE	TOTAL DEBITS	TOTAL CREDITS	ENDING BALANCE
588	01	0050 CASH-POOLED		526,833.37	0.00	853.88	525,779.51
588	01	0201 INTEREST REC		3,251.32	4,726.64	4,626.49	3,351.47
		01 ACCT TYPE TOTAL		529,884.69	4,726.64	5,480.35	529,130.98
588	02	0605 ACCTS PAY		0.00	0.00	0.00	0.00
		02 ACCT TYPE TOTAL		0.00	0.00	0.00	0.00
588	03	0900 FUND BAL-BEG		306.13-	0.00	0.00	306.13-
588	03	0902 FUND BAL-BEG		484,489.39-	0.00	0.00	484,489.39-
		03 ACCT TYPE TOTAL		484,795.52-	0.00	0.00	484,795.52-
588	31		0020 TAXES-COU	28,329.71-	0.00	0.00	28,329.71-
588	31		0201 INTEREST	18,857.95-	0.00	0.00	18,857.95-
588	31		0207 INV PRM/D	1,893.35-	5,480.35	4,726.64	1,139.64-
588	31		0209 INVGAIN/L	3,991.84	0.00	0.00	3,991.84
		31 ACCT TYPE TOTAL		45,089.17-	5,480.35	4,726.64	44,335.46-
588		FUND TOTAL		0.00	10,206.99	10,206.99	0.00

FUND	ACCT TYPE	B.S. ACCOUNT	OBJ/REV SOURCE	BEG BALANCE	TOTAL DEBITS	TOTAL CREDITS	ENDING BALANCE
589	01	0050 CASH-POOLED		144,845.10	0.00	206.75	144,638.35
589	01	0201 INTEREST REC		1,546.62	1,144.50	1,120.25	1,570.87
		01	ACCT TYPE TOTAL	146,391.72	1,144.50	1,327.00	146,209.22
589	02	0605 ACCTS PAY		0.00	0.00	0.00	0.00
		02	ACCT TYPE TOTAL	0.00	0.00	0.00	0.00
589	03	0900 FUND BAL-BEG		134.82-	0.00	0.00	134.82-
589	03	0902 FUND BAL-BEG		80,062.21-	0.00	0.00	80,062.21-
589	03	2005 RES ENCUM 05		26,585.20-	0.00	0.00	26,585.20-
		03	ACCT TYPE TOTAL	106,782.23-	0.00	0.00	106,782.23-
589	31		0020 TAXES-COU	35,676.76-	0.00	0.00	35,676.76-
589	31		0201 INTEREST	4,391.54-	0.00	0.00	4,391.54-
589	31		0207 INV PRM/D	456.92-	1,327.00	1,144.50	274.42-
589	31		0209 INVGAIN/L	915.73	0.00	0.00	915.73
		31	ACCT TYPE TOTAL	39,609.49-	1,327.00	1,144.50	39,426.99-
589			FUND TOTAL	0.00	2,471.50	2,471.50	0.00

FUND	ACCT TYPE	B. S. ACCOUNT	OBJ/REV SOURCE	BEG BALANCE	TOTAL DEBITS	TOTAL CREDITS	ENDING BALANCE
590	01	0050 CASH-POOLED		5,105,472.96	0.00	8,133.48	5,097,339.48
590	01	0201 INTEREST REC		26,004.29	45,023.95	44,070.02	26,958.22
			01 ACCT TYPE TOTAL	5,131,477.25	45,023.95	52,203.50	5,124,297.70
590	02	0605 ACCTS PAY		14,887.30-	0.00	11,615.39	26,502.69-
			02 ACCT TYPE TOTAL	14,887.30-	0.00	11,615.39	26,502.69-
590	03	0900 FUND BAL-BEG		3,197.54-	0.00	0.00	3,197.54-
590	03	0902 FUND BAL-BEG		4,342,630.16-	0.00	0.00	4,342,630.16-
590	03	2000 RES ENCUM 00		0.00	0.00	0.00	0.00
590	03	2005 RES ENCUM 05		8,506.15-	0.00	0.00	8,506.15-
590	03	2006 RES ENCUM 06		420,872.30-	11,615.39	0.00	409,256.91-
			03 ACCT TYPE TOTAL	4,775,206.15-	11,615.39	0.00	4,763,590.76-
590	21		0901 CONST COS	56,678.61-	0.00	0.00	56,678.61-
590	21		0903 CAPITAL-C	45,152.42-	0.00	0.00	45,152.42-
590	21		0904 OTHER OPE	420,872.30	0.00	11,615.39	409,256.91
			21 ACCT TYPE TOTAL	319,041.27	0.00	11,615.39	307,425.88
590	22		0901 CONST COS	56,678.61	0.00	0.00	56,678.61
590	22		0903 CAPITAL-C	45,152.42	0.00	0.00	45,152.42
590	22		0904 OTHER OPE	29,127.70	11,615.39	0.00	40,743.09
			22 ACCT TYPE TOTAL	130,958.73	11,615.39	0.00	142,574.12
590	31		0020 TAXES-COU	634,174.34-	0.00	0.00	634,174.34-
590	31		0201 INTEREST	176,361.82-	0.00	0.00	176,361.82-
590	31		0207 INV PRM/D	18,003.68-	52,203.50	45,023.95	10,824.13-
590	31		0209 INVGAIN/L	37,156.04	0.00	0.00	37,156.04
			31 ACCT TYPE TOTAL	791,383.80-	52,203.50	45,023.95	784,204.25-
			590 FUND TOTAL	0.00	120,458.23	120,458.23	0.00

FUND	ACCT TYPE	B.S. ACCOUNT	OBJ/REV SOURCE	BEG BALANCE	TOTAL DEBITS	TOTAL CREDITS	ENDING BALANCE
591	01	0010 TRUST FUND		0.00	0.00	0.00	0.00
591	01	0050 CASH-POOLED		6,180,150.85	0.00	10,458.67	6,169,691.98
591	01	0201 INTEREST REC		38,416.87	57,895.37	56,668.75	39,643.49
591	01	0335 FEDER-BILLED		0.00	0.00	0.00	0.00
591	01	0340 STATE-BILLED		0.00	0.00	0.00	0.00
591	01	0345 STATE-UNBLD		0.00	0.00	0.00	0.00
		01 ACCT TYPE TOTAL		6,218,567.52	57,895.37	67,127.42	6,209,335.47
591	02	0605 ACCTS PAY		83,627.90-	0.00	0.00	83,627.90-
591	02	0606 CONTRACT PAY		0.00	0.00	38,793.97	38,793.97-
591	02	0607 RETAINAG PAY		51,605.63-	0.00	0.00	51,605.63-
591	02	0610 MISC CSH SUS		0.00	0.00	0.00	0.00
591	02	0615 RESERV ENCUM		0.00	38,793.97	0.00	38,793.97
591	02	0665 CLEARING ACT		0.00	0.00	0.00	0.00
		02 ACCT TYPE TOTAL		135,233.53-	38,793.97	38,793.97	135,233.53-
591	03	0698 RES ENCUM 98		2,023.23-	0.00	0.00	2,023.23-
591	03	0699 RES ENCUM 99		9,899.14-	0.00	0.00	9,899.14-
591	03	0900 FUND BAL-BEG		5,015.00-	0.00	0.00	5,015.00-
591	03	0902 FUND BAL-BEG		3,319,971.01-	0.00	0.00	3,319,971.01-
591	03	2003 RES ENCUM 03		194,195.00-	0.00	0.00	194,195.00-
591	03	2004 RES ENCUM 03		0.00	0.00	0.00	0.00
591	03	2005 RES ENCUM 05		288,391.46-	0.00	0.00	288,391.46-
591	03	2006 RES ENCUM 06		238,000.49-	0.00	0.00	238,000.49-
		03 ACCT TYPE TOTAL		4,057,495.33-	0.00	0.00	4,057,495.33-
591	21		0901 CONST COS	173,575.15-	0.00	0.00	173,575.15-
591	21		0903 CAPITAL-C	1,236,687.55-	0.00	0.00	1,236,687.55-
		21 ACCT TYPE TOTAL		1,410,262.70-	0.00	0.00	1,410,262.70-
591	22		0901 CONST COS	173,575.15	0.00	0.00	173,575.15
591	22		0903 CAPITAL-C	1,621,687.55	0.00	0.00	1,621,687.55
		22 ACCT TYPE TOTAL		1,795,262.70	0.00	0.00	1,795,262.70
591	31		0020 TAXES-COU	2,201,566.11-	0.00	0.00	2,201,566.11-
591	31		0201 INTEREST	225,371.85-	0.00	0.00	225,371.85-
591	31		0207 INV PRM/D	24,141.95-	67,127.42	57,895.37	14,909.90-
591	31		0209 INVGAIN/L	45,514.25	0.00	0.00	45,514.25
591	31		0213 LIQUID EN	5,273.00-	0.00	0.00	5,273.00-
		31 ACCT TYPE TOTAL		2,410,838.66-	67,127.42	57,895.37	2,401,606.61-
		591 FUND TOTAL		0.00	163,816.76	163,816.76	0.00

FUND	ACCT TYPE	B.S. ACCOUNT	OBJ/REV SOURCE	BEG BALANCE	TOTAL DEBITS	TOTAL CREDITS	ENDING BALANCE
592	01	0050	CASH-POOLED	41,811.26	0.00	52.64	41,558.62
592	01	0201	INTEREST REC	2,488.87	291.41	285.24	2,495.04
		01	ACCT TYPE TOTAL	44,100.13	291.41	337.88	44,053.66
592	02	0605	ACCTS PAY	0.00	0.00	0.00	0.00
		02	ACCT TYPE TOTAL	0.00	0.00	0.00	0.00
592	03	0900	FUND BAL-BEG	20.76-	0.00	0.00	20.76-
592	03	0902	FUND BAL-BEG	26,210.71-	0.00	0.00	26,210.71-
		03	ACCT TYPE TOTAL	26,231.47-	0.00	0.00	26,231.47-
592	31		0020 TAXES-COU	16,892.57-	0.00	0.00	16,892.57-
592	31		0201 INTEREST	1,074.99-	0.00	0.00	1,074.99-
592	31		0207 INV PRM/D	117.80-	337.88	291.41	71.33-
592	31		0209 INVGAIN/L	216.70	0.00	0.00	216.70
		31	ACCT TYPE TOTAL	17,868.66-	337.88	291.41	17,822.19-
		592	FUND TOTAL	0.00	629.29	629.29	0.00

RUN DATE: 09/30/06
 REPORT ID: A614
 SEM BR OF RIVER DES PERES

METROPOLITAN SEWER DISTRICT
 SUMMARY TRIAL BALANCE BY FUND
 FOR BUDGET FISCAL YEAR 2006
 AS OF JUNE 30, 2006

FUND	ACCT TYPE	B.S. ACCOUNT	OBJ/REV SOURCE	BEG BALANCE	TOTAL DEBITS	TOTAL CREDITS	ENDING BALANCE
593	01	0050 CASH-POOLED		820,077.77	0.00	1,257.73	818,820.04
593	01	0201 INTEREST REC		6,243.14	6,962.33	6,814.82	6,390.65
		01 ACCT TYPE TOTAL		826,320.91	6,962.33	8,072.55	825,210.69
593	02	0605 ACCTS PAY		0.00	0.00	0.00	0.00
593	02	0606 CONTRACT PAY		0.00	0.00	1,235.00	1,235.00-
593	02	0607 RETAINAG PAY		3,356.45-	0.00	65.00	3,421.45-
593	02	0615 RESERV ENCUM		0.00	1,300.00	0.00	1,300.00
593	02	0665 CLEARING ACT		0.00	0.00	0.00	0.00
		02 ACCT TYPE TOTAL		3,356.45-	1,300.00	1,300.00	3,356.45-
593	03	0900 FUND BAL-BEG		252.70-	0.00	0.00	252.70-
593	03	0902 FUND BAL-BEG		673,296.01-	0.00	0.00	673,296.01-
593	03	2005 RES ENCUM 05		0.00	0.00	0.00	0.00
593	03	2006 RES ENCUM 06		8,731.00-	0.00	0.00	8,731.00-
		03 ACCT TYPE TOTAL		682,279.71-	0.00	0.00	682,279.71-
593	21	0903 CAPITAL-C		1,313.00-	0.00	0.00	1,313.00-
		21 ACCT TYPE TOTAL		1,313.00-	0.00	0.00	1,313.00-
593	22	0903 CAPITAL-C		77,313.00	0.00	0.00	77,313.00
		22 ACCT TYPE TOTAL		77,313.00	0.00	0.00	77,313.00
593	31	0020 TAXES-COU		183,574.99-	0.00	0.00	183,574.99-
593	31	0201 INTEREST		26,899.41-	0.00	0.00	26,899.41-
593	31	0207 INV PRM/D		2,763.79-	8,072.55	6,962.33	1,653.57-
593	31	0209 INVGAIN/L		5,743.04	0.00	0.00	5,743.04
593	31	0213 LIQUID EN		9,189.60-	0.00	0.00	9,189.60-
		31 ACCT TYPE TOTAL		216,684.75-	8,072.55	6,962.33	215,574.53-
593		FUND TOTAL		0.00	16,334.88	16,334.88	0.00

FUND	ACCT TYPE	B.S. ACCOUNT	OBJ/REV SOURCE	BEG BALANCE	TOTAL DEBITS	TOTAL CREDITS	ENDING BALANCE
594	01	0050 CASH-POOLED		3,661,312.85	0.00	6,158.89	3,655,153.96
594	01	0201 INTEREST REC		18,083.39	34,093.36	33,371.01	18,805.74
594	01	0340 STATE-BILLED		0.00	0.00	0.00	0.00
594	01	0345 STATE-UNBLD		0.00	0.00	0.00	0.00
594	01	0350 LOCAL-UNBLD		0.00	0.00	0.00	0.00
594	01	0355 LOCAL-BILLED		0.00	0.00	0.00	0.00
	01	ACCT TYPE TOTAL		3,679,396.24	34,093.36	39,529.90	3,673,959.70
594	02	0605 ACCTS PAY		55,570.42-	6,162.96	15,959.96	65,367.42-
594	02	0606 CONTRACT PAY		0.00	0.00	427,186.82	427,186.82-
594	02	0607 RETAINAG PAY		2,910.16-	0.00	0.00	2,910.16-
594	02	0615 RESERV ENCUM		0.00	427,186.82	0.00	427,186.82
594	02	0665 CLEARING ACT		0.00	0.00	0.00	0.00
	02	ACCT TYPE TOTAL		58,480.58-	433,349.78	443,146.78	68,277.58-
594	03	0900 FUND BAL-BEG		1,552.28-	0.00	0.00	1,552.28-
594	03	0902 FUND BAL-BEG		2,020,078.42-	0.00	0.00	2,020,078.42-
594	03	2002 RES ENCUM 02		620,778.63-	0.00	0.00	620,778.63-
594	03	2003 RES ENCUM 03		14,493.35-	3,081.48	0.00	11,411.87-
594	03	2005 RES ENCUM 05		372,055.91-	0.00	0.00	372,055.91-
594	03	2006 RES ENCUM 06		1,509,313.90-	9,797.00	0.00	1,499,516.90-
	03	ACCT TYPE TOTAL		4,538,272.49-	12,878.48	0.00	4,525,394.01-
594	21	0901 CONST COS		6,856.31-	0.00	3,081.48	9,937.79-
594	21	0903 CAPITAL-C		41,247.73-	0.00	9,797.00	51,044.73-
594	21	0904 OTHER OPE		1,200,000.00	0.00	0.00	1,200,000.00
	21	ACCT TYPE TOTAL		1,151,895.96	0.00	12,878.48	1,139,017.48
594	22	0901 CONST COS		6,856.31	6,162.96	3,081.48	9,937.79
594	22	0903 CAPITAL-C		694,247.73	9,797.00	0.00	704,044.73
	22	ACCT TYPE TOTAL		701,104.04	15,959.96	3,081.48	713,982.52
594	31	0020 TAXES-COU		788,464.13-	0.00	0.00	788,464.13-
594	31	0201 INTEREST		130,017.95-	0.00	0.00	130,017.95-
594	31	0207 INV PRM/D		13,713.31-	39,529.90	34,093.36	8,276.77-
594	31	0209 INVGAIN/L		27,406.07	0.00	0.00	27,406.07
594	31	0213 LIQUID EN		30,853.85-	0.00	3,081.48	33,935.33-
	31	ACCT TYPE TOTAL		935,643.17-	39,529.90	37,174.84	933,288.11-
594		FUND TOTAL		0.00	535,811.48	535,811.48	0.00

RUN DATE: 09/30/06
 REPORT ID: A614
 U C SEWER IMPROVEMENT

METROPOLITAN SEWER DISTRICT
 SUMMARY TRIAL BALANCE BY FUND
 FOR BUDGET FISCAL YEAR 2006
 AS OF JUNE 30, 2006

FUND	ACCT TYPE	B.S. ACCOUNT	OBJ/REV SOURCE	BEG BALANCE	TOTAL DEBITS	TOTAL CREDITS	ENDING BALANCE
595	01	0050 CASH-POOLED		2,647.47	0.00	4.44	2,643.03
595	01	0201 INTEREST REC		2,228.51	24.55	24.03	2,229.03
		01	ACCT TYPE TOTAL	4,875.98	24.55	28.47	4,872.06
595	03	0900 FUND BAL-BEG		22.48-	0.00	0.00	22.48-
595	03	0902 FUND BAL-BEG		4,765.78-	0.00	0.00	4,765.78-
		03	ACCT TYPE TOTAL	4,788.26-	0.00	0.00	4,788.26-
595	31		0201 INTEREST	98.89-	0.00	0.00	98.89-
595	31		0207 INV PRM/D	9.85-	28.47	24.55	5.93-
595	31		0209 INVGAIN/L	21.02	0.00	0.00	21.02
		31	ACCT TYPE TOTAL	87.72-	28.47	24.55	83.80-
595			FUND TOTAL	0.00	53.02	53.02	0.00

FUND	ACCT TYPE	B.S. ACCOUNT	OBJ/REV SOURCE	BEG BALANCE	TOTAL DEBITS	TOTAL CREDITS	ENDING BALANCE
610	01	0050 CASH-POOLED		4,899,532.61	0.00	9,861.70	4,889,670.91
610	01	0201 INTEREST REC		38,106.56	54,590.75	53,434.14	39,263.17
		01	ACCT TYPE TOTAL	4,937,639.17	54,590.75	63,295.84	4,928,934.08
610	02	0605 ACCTS PAY		0.00	0.00	0.00	0.00
610	02	0607 RETAINAG PAY		15,291.02-	0.00	0.00	15,291.02-
610	02	0665 CLEARING ACT		0.00	0.00	0.00	0.00
		02	ACCT TYPE TOTAL	15,291.02-	0.00	0.00	15,291.02-
610	03	0900 FUND BAL-BEG		3,644.75-	0.00	0.00	3,644.75-
610	03	0902 FUND BAL-BEG		3,472,164.85-	0.00	0.00	3,472,164.85-
610	03	2003 RES ENCUM 03		20,011.16-	0.00	0.00	20,011.16-
610	03	2005 RES ENCUM 05		874,394.15-	0.00	0.00	874,394.15-
610	03	2006 RES ENCUM 06		9,179.63-	0.00	0.00	9,179.63-
		03	ACCT TYPE TOTAL	4,379,394.54-	0.00	0.00	4,379,394.54-
610	21		0903 CAPITAL-C	791,343.43-	0.00	0.00	791,343.43-
		21	ACCT TYPE TOTAL	791,343.43-	0.00	0.00	791,343.43-
610	22		0903 CAPITAL-C	806,343.43	0.00	0.00	806,343.43
		22	ACCT TYPE TOTAL	806,343.43	0.00	0.00	806,343.43
610	31		0100 CAULKS CR	361,982.00-	0.00	0.00	361,982.00-
610	31		0201 INTEREST	217,776.63-	0.00	0.00	217,776.63-
610	31		0207 INV PRM/D	22,912.06-	63,295.84	54,590.75	14,206.97-
610	31		0209 INVGAIN/L	44,717.08	0.00	0.00	44,717.08
		31	ACCT TYPE TOTAL	557,953.81-	63,295.84	54,590.75	549,248.52-
		610	FUND TOTAL	0.00	117,886.59	117,886.59	0.00

FUND	ACCT TYPE	B.S. ACCOUNT	OBJ/REV SOURCE	BEG BALANCE	TOTAL DEBITS	TOTAL CREDITS	ENDING BALANCE
620	01	0050 CASH-POOLED		160,872.94	0.00	238.17	160,634.77
620	01	0201 INTEREST REC		5,720.75	1,318.45	1,290.51	5,748.69
		01 ACCT TYPE TOTAL		166,593.69	1,318.45	1,528.68	166,383.46
620	03	0900 FUND BAL-BEG		48.21-	0.00	0.00	48.21-
620	03	0902 FUND BAL-BEG		122,004.66-	0.00	0.00	122,004.66-
		03 ACCT TYPE TOTAL		122,052.87-	0.00	0.00	122,052.87-
620	31		0108 WILLIAMS	40,207.00-	0.00	0.00	40,207.00-
620	31		0201 INTEREST	4,850.80-	0.00	0.00	4,850.80-
620	31		0207 INV PRM/D	508.72-	1,528.68	1,318.45	298.49-
620	31		0209 INVGAIN/L	1,025.70	0.00	0.00	1,025.70
		31 ACCT TYPE TOTAL		44,540.82-	1,528.68	1,318.45	44,330.59-
		620 FUND TOTAL		0.00	2,847.13	2,847.13	0.00

FUND	ACCT TYPE	B.S. ACCOUNT	OBJ/REV SOURCE	BEG BALANCE	TOTAL DEBITS	TOTAL CREDITS	ENDING BALANCE
650	01	0010 TRUST FUND		122,374.89	0.00	0.00	122,374.69
650	01	0030 CASH-MISS		0.00	0.00	0.00	0.00
650	01	0050 CASH-POOLED		26,505.63	0.00	130,196.71	103,691.08
650	01	0101 CASH EQUIV		0.00	0.00	0.00	0.00
650	01	0120 INVESTMENTS		0.00	0.00	0.00	0.00
650	01	0135 UNREALIZED G		0.00	0.00	0.00	0.00
650	01	0201 INTEREST REC		0.00	0.00	0.00	0.00
650	01	0301 SSC-RECEIV		477,496.63	0.00	477,496.63	0.00
650	01	0315 SSC-RESERVE		477,496.63	477,496.63	0.00	0.00
	01	ACCT TYPE TOTAL		148,880.32	477,496.63	607,693.34	18,683.61
650	02	0605 ACCTS PAY		0.00	0.00	0.00	0.00
650	02	0607 RETAINAG PAY		0.00	0.00	0.00	0.00
650	02	0608 OTHER PAY		0.00	0.00	0.00	0.00
	02	ACCT TYPE TOTAL		0.00	0.00	0.00	0.00
650	03	0902 FUND BAL-BEG		0.00	0.00	0.00	0.00
650	03	2004 RES ENCUM 03		3,683.61	0.00	0.00	3,683.61
650	03	2005 RES ENCUM 05		15,000.00	0.00	0.00	15,000.00
	03	ACCT TYPE TOTAL		18,683.61	0.00	0.00	18,683.61
650	21	0903 CAPITAL-C		1,501,891.30	0.00	0.00	1,501,891.30
	21	ACCT TYPE TOTAL		1,501,891.30	0.00	0.00	1,501,891.30
650	22	0903 CAPITAL-C		1,501,891.30	0.00	0.00	1,501,891.30
	22	ACCT TYPE TOTAL		1,501,891.30	0.00	0.00	1,501,891.30
650	31	0010 CW REFUND		34,824.00	130,196.71	0.00	95,372.71
650	31	0201 INTEREST		208,738.27	0.00	0.00	208,738.27
650	31	0207 INV PRM/D		70,880.52	0.00	0.00	70,880.52
650	31	0209 INVGAIN/L		69,870.49	0.00	0.00	69,870.49
650	31	0213 LIQUID EN		27,385.45	0.00	0.00	27,385.45
	31	ACCT TYPE TOTAL		130,196.71	130,196.71	0.00	0.00
	650	FUND TOTAL		0.00	607,693.34	607,693.34	0.00

FUND	ACCT TYPE	B.S. ACCOUNT	OBJ/REV SOURCE	BEG BALANCE	TOTAL DEBITS	TOTAL CREDITS	ENDING BALANCE
660	01	0040 CASH-SRF		0.00	0.00	0.00	0.00
660	01	0050 CASH-POOLED		163,815,848.24	18,064.06	383,512.27	163,450,400.03
660	01	0200 INTEREST SRF		0.00	0.00	0.00	0.00
660	01	0201 INTEREST REC		1,180,171.49	1,496,790.34	1,465,077.88	1,211,883.95
660	01	0325 TX BLS-BILED		0.00	0.00	0.00	0.00
660	01	0330 FEDER-UNBLD		1,746,138.30	243,826.49	1,989,964.79	0.00
660	01	0340 STATE-BILLED		1,176,964.35	1,827,336.21	229,550.86	420,821.00
660	01	0345 STATE-UNBLD		1,226,523.00	0.00	1,226,523.00	0.00
660	01	0370 MISC RECEIV		100.00	0.00	0.00	100.00
660	01	0999 DO NOT POST		0.00	0.00	0.00	0.00
		01 ACCT TYPE TOTAL		166,791,816.68	3,586,017.10	5,294,628.80	165,083,204.98
660	02	0605 ACCTS PAY		56,499,344.17	490,320.24	4,191,589.98	52,798,074.43
660	02	0606 CONTRACT PAY		0.00	0.00	1,456,717.95	1,456,717.95
660	02	0607 RETAINAG PAY		4,706,910.19	386,001.68	76,346.12	4,397,254.63
660	02	0610 MISC CSH SUS		0.00	0.00	0.00	0.00
660	02	0615 RESERV ENCUM		0.00	1,105,159.69	0.00	1,105,159.69
660	02	0619 SSC REFUNDS		3,600.00	0.00	0.00	3,600.00
660	02	0665 CLEARING ACT		0.00	140,777.86	140,777.86	0.00
		02 ACCT TYPE TOTAL		51,788,833.98	2,122,259.47	5,865,431.91	48,045,661.54
660	03	0694 RES ENCUM 94		238,851.49	0.00	0.00	238,851.49
660	03	0695 RES ENCUM 95		71,492.90	0.00	0.00	71,492.90
660	03	0696 RES ENCUM 96		80,052.22	0.00	0.00	80,052.22
660	03	0697 RES ENCUM 97		40,235.91	0.00	0.00	40,235.91
660	03	0698 RES ENCUM 98		84,862.34	10,850.00	0.00	74,012.34
660	03	0699 RES ENCUM 99		0.00	0.00	0.00	0.00
660	03	0900 FUND BAL-BEG		81,180.87	0.00	0.00	81,180.87
660	03	0902 FUND BAL-BEG		141,066,526.93	0.00	0.00	141,066,526.93
660	03	2000 RES ENCUM 00		43,569.96	0.00	0.00	43,569.96
660	03	2001 RES ENCUM 01		38,281.41	0.00	0.00	38,281.41
660	03	2002 RES ENCUM 02		2,941,650.84	4,413.20	0.00	2,937,237.64
660	03	2003 RES ENCUM 03		600,657.64	21,736.50	0.00	578,921.14
660	03	2004 RES ENCUM 03		3,366,813.54	77,662.26	0.00	3,289,151.28
660	03	2005 RES ENCUM 05		22,025,223.32	759,288.41	4,443.42	21,270,378.33
660	03	2006 RES ENCUM 06		112,602,132.50	3,029,818.41	143,169.14	109,715,483.23
		03 ACCT TYPE TOTAL		283,281,531.87	3,903,768.78	147,612.56	279,525,375.65
660	21		0901 CONST COS	5,468,077.32	140,627.14	48,741.65	5,376,191.83
660	21		0903 CAPITAL-C	75,280,759.49	6,985.42	3,281,435.39	72,006,309.52
660	21		0904 OTHER OPE	1,186,191.59	0.00	566,944.40	619,247.19
660	21		0920 NONOPERAT	248,171.36	0.00	6,647.34	254,818.70
		21 ACCT TYPE TOTAL		70,750,702.40	147,612.56	3,903,768.78	66,994,546.18
660	22		0901 CONST COS	5,465,535.32	59,591.65	151,477.14	5,379,649.83
660	22		0903 CAPITAL-C	48,389,240.51	3,380,938.31	103,946.34	51,666,232.48
660	22		0904 OTHER OPE	11,533,808.41	566,944.40	0.00	12,100,752.81

FUND	ACCT TYPE	B.S. ACCOUNT	OBJ/REV SOURCE	BEG BALANCE	TOTAL DEBITS	TOTAL CREDIT'S	ENDING BALANCE
660	22		0920 NONOPERAT	368,171.36	6,647.34	0.00	374,818.70
		22	ACCT TYPE TOTAL	65,756,755.60	4,014,121.70	255,423.48	69,515,453.82
660	31		0201 INTEREST	5,873,094.75-	0.00	15,817.06	5,888,911.81-
660	31		0207 INV PRM/D	579,646.48-	1,735,469.80	1,496,790.34	340,967.02-
660	31		0209 INVGAIN/L	1,325,535.15	0.00	0.00	1,325,535.15
660	31		0213 LIQUID EN	3,414,785.71-	0.00	110,352.92	3,525,138.63-
660	31		0231 FEDERAL G	0.00	1,951,839.23	0.00	1,951,839.23
660	31		0232 STATE GRA	0.00	229,550.86	600,813.65	371,262.79-
660	31		0241 TRANS OTR	63,264,585.00-	0.00	0.00	63,264,585.00-
		31	ACCT TYPE TOTAL	71,806,576.79-	3,916,859.89	2,223,773.97	70,113,490.87-
		660	FUND TOTAL	0.00	17,690,639.50	17,690,639.50	0.00

FUND	ACCT TYPE	B. S. ACCOUNT	OBJ/REV SOURCE	BEG BALANCE	TOTAL DEBITS	TOTAL CREDITS	ENDING BALANCE
6601	01	0040 CASH-SRF		2,934.42	89,039.55	89,039.55	2,934.42
6601	01	0050 CASH-POOLED		12,330,183.23	0.00	0.00	12,330,183.23
6601	01	0101 CASH EQUIV		4,777,170.95	0.00	0.00	4,777,170.95
6601	01	0120 INVESTMENTS		3,030,263.60	0.00	0.00	3,030,263.60
6601	01	0130 INV PUR INT		0.00	0.00	0.00	0.00
6601	01	0135 UNREALIZED G		44,996.19	0.00	0.00	44,996.19
6601	01	0201 INTEREST REC		45,754.22	89,039.55	134,793.77	0.00
		01 ACCT TYPE TOTAL		20,231,302.61	178,079.10	223,833.32	20,185,548.39
6601	02	0605 ACCTS PAY		14,361,261.73-	0.00	0.00	14,361,261.73-
6601	02	0607 RETAINAG PAY		694,498.98-	0.00	0.00	694,498.98-
		02 ACCT TYPE TOTAL		15,055,760.71-	0.00	0.00	15,055,760.71-
6601	03	0902 FUND BAL-BEG		500,137.01-	0.00	0.00	500,137.01-
6601	03	2005 RES ENCUM O5		4,083,671.81-	0.00	0.00	4,083,671.81-
		03 ACCT TYPE TOTAL		4,583,808.82-	0.00	0.00	4,583,808.82-
6601	21	0903 CAPITAL-C		4,284,862.53-	0.00	0.00	4,284,862.53-
		21 ACCT TYPE TOTAL		4,284,862.53-	0.00	0.00	4,284,862.53-
6601	22	0903 CAPITAL-C		4,284,862.53	0.00	0.00	4,284,862.53
6601	22	0912 INTEREST		0.00	0.00	0.00	0.00
		22 ACCT TYPE TOTAL		4,284,862.53	0.00	0.00	4,284,862.53
6601	31	0201 INTEREST		727,250.63-	0.00	0.00	727,250.63-
6601	31	0207 INV PRM/D		89,039.55	134,793.77	89,039.55	134,793.77
6601	31	0209 INVGAIN/L		46,478.00	0.00	0.00	46,478.00
		31 ACCT TYPE TOTAL		591,733.08-	134,793.77	89,039.55	545,978.86-
		6601 FUND TOTAL		0.00	312,872.87	312,872.87	0.00

FUND	ACCT TYPE	B. S. ACCOUNT	OBJ/REV SOURCE	BEG BALANCE	TOTAL DEBITS	TOTAL CREDITS	ENDING BALANCE
6602	01	0040 CASH-SRF		330.99	201,471.61	201,471.61	330.99
6602	01	0050 CASH-POOLED		19,474,653.79	0.00	0.00	19,474,653.79
6602	01	0101 CASH EQUIV		17,112,933.50	0.00	0.00	17,112,933.50
6602	01	0120 INVESTMENTS		0.00	0.00	0.00	0.00
6602	01	0130 INV PUR INT		94,142.58	10.00	94,152.58	0.00
6602	01	0135 UNREALIZED G		65,205.00	0.00	0.00	65,205.00
6602	01	0201 INTEREST REC		167,109.83	201,461.61	275,483.04	93,088.40
	01	ACCT TYPE TOTAL		36,914,375.69	402,943.22	571,107.23	36,746,211.68
6602	02	0605 ACCTS PAY		21,496,408.50-	354,846.72	354,846.72	21,496,408.50-
6602	02	0607 RETAINAG PAY		1,472,631.39-	0.00	354,846.72	1,827,478.11-
6602	02	0665 CLEARING ACT		0.00	0.00	0.00	0.00
	02	ACCT TYPE TOTAL		22,969,039.89-	354,846.72	709,693.44	23,323,886.61-
6602	03	0902 FUND BAL-BEG		1,588,085.57-	0.00	0.00	1,588,085.57-
6602	03	2005 RES ENCUM 05		11,083,375.78-	354,846.72	0.00	10,728,529.06-
	03	ACCT TYPE TOTAL		12,671,461.35-	354,846.72	0.00	12,316,614.63-
6602	21		0903 CAPITAL-C	25,333,426.82-	0.00	354,846.72	25,688,273.54-
	21	ACCT TYPE TOTAL		25,333,426.82-	0.00	354,846.72	25,688,273.54-
6602	22		0903 CAPITAL-C	25,333,426.82	354,846.72	0.00	25,688,273.54
6602	22		0912 INTEREST	0.00	0.00	0.00	0.00
	22	ACCT TYPE TOTAL		25,333,426.82	354,846.72	0.00	25,688,273.54
6602	31		0201 INTEREST	1,642,586.88-	0.00	0.00	1,642,586.88-
6602	31		0207 INV PRM/D	200,397.43	275,473.04	107,309.03	368,561.44
6602	31		0209 INVGAIN/L	168,315.00	0.00	0.00	168,315.00
	31	ACCT TYPE TOTAL		1,273,874.45-	275,473.04	107,309.03	1,105,710.44-
		6602 FUND TOTAL		0.00	1,742,956.42	1,742,956.42	0.00

FUND	ACCT TYPE	B.S. ACCOUNT	OBJ/REV SOURCE	BEG BALANCE	TOTAL DEBITS	TOTAL CREDITS	ENDING BALANCE
6603	01	0040 CASH-SRF		6,320.83	5,348.96	5,348.96	6,320.83
6603	01	0050 CASH-POOLED		478,766.17	0.00	0.00	478,766.17
6603	01	0101 CASH EQUIV		11,102,899.56	0.00	0.00	11,102,899.56
6603	01	0120 INVESTMENTS		0.00	0.00	0.00	0.00
6603	01	0135 UNREALIZED G		4,505.00	0.00	0.00	4,505.00
6603	01	0201 INTEREST REC		4,896.94	5,348.96	10,245.90	0.00
		01 ACCT TYPE TOTAL		11,597,388.50	10,697.92	15,594.86	11,592,491.56
6603	03	0902 FUND BAL-BEG		11,184,771.03-	0.00	0.00	11,184,771.03-
		03 ACCT TYPE TOTAL		11,184,771.03-	0.00	0.00	11,184,771.03-
6603	22		0912 INTEREST	0.00	0.00	0.00	0.00
		22 ACCT TYPE TOTAL		0.00	0.00	0.00	0.00
6603	31		0201 INTEREST	363,580.43-	0.00	0.00	363,580.43-
6603	31		0207 INV PRM/D	5,348.96	10,245.90	5,348.96	10,245.90
6603	31		0209 INVGAIN/L	54,386.00-	0.00	0.00	54,386.00-
		31 ACCT TYPE TOTAL		412,617.47-	10,245.90	5,348.96	407,720.53-
		6603 FUND TOTAL		0.00	20,943.82	20,943.82	0.00

FUND	ACCT TYPE	B.S. ACCOUNT	OBJ/REV SOURCE	BEG BALANCE	TOTAL DEBITS	TOTAL CREDITS	ENDING BALANCE
6604	01	0040 CASH-SRF		161,984.49	635,977.51	635,977.51	161,984.49
6604	01	0050 CASH-POOLED		7,874,325.59	0.00	0.00	7,874,325.59
6604	01	0101 CASH EQUIV		3,660,934.71	0.00	0.00	3,660,934.71
6604	01	0120 INVESTMENTS		84,755,880.20	0.00	0.00	84,755,880.20
6604	01	0130 INV PUR INT		89,145.06	0.00	89,145.06	0.00
6604	01	0135 UNREALIZED G		1,188,006.07	0.00	0.00	1,188,006.07
6604	01	0201 INTEREST REC		771,337.08	533,479.56	546,832.45	757,984.19
		01 ACCT TYPE TOTAL		80,376,949.88	1,169,457.07	1,271,955.02	80,274,451.93
6604	02	0605 ACCTS PAY		29,146,227.29	79.80	269,778.79	29,415,926.28
6604	02	0607 RETAINAG PAY		2,138,190.72	0.00	0.00	2,138,190.72
6604	02	0665 CLEARING ACT		0.00	79.80	79.80	0.00
		02 ACCT TYPE TOTAL		27,008,036.57	159.60	269,858.59	27,277,735.56
6604	03	0902 FUND BAL-BEG		46,973,517.13	0.00	0.00	46,973,517.13
6604	03	2005 RES ENCUM 05		8,145,388.24	2,651.68	0.00	8,142,736.56
6604	03	2006 RES ENCUM 06		34,150,081.60	287,047.31	0.00	33,863,034.29
		03 ACCT TYPE TOTAL		89,268,986.97	269,698.99	0.00	88,999,287.98
6604	21	0903 CAPITAL-C		12,667,668.97	0.00	269,698.99	12,397,969.98
		21 ACCT TYPE TOTAL		12,667,668.97	0.00	269,698.99	12,397,969.98
6604	22	0903 CAPITAL-C		27,052,331.03	269,698.99	0.00	27,322,030.02
		22 ACCT TYPE TOTAL		27,052,331.03	269,698.99	0.00	27,322,030.02
6604	31	0201 INTEREST		4,381,843.60	0.00	0.00	4,381,843.60
6604	31	0207 INV PRM/D		122,006.68	635,977.51	533,479.56	224,504.63
6604	31	0209 INVGAIN/L		505,799.13	0.00	0.00	505,799.13
6604	31	0213 LIQUID EN		55,888.55	0.00	0.00	55,888.55
		31 ACCT TYPE TOTAL		3,819,926.34	635,977.51	533,479.56	3,717,428.39
		6604 FUND TOTAL		0.00	2,344,992.16	2,344,992.16	0.00

FUND	ACCT TYPE	B.S. ACCOUNT	OBJ/REV SOURCE	BEG BALANCE	TOTAL DEBITS	TOTAL CREDITS	ENDING BALANCE
6605	01	0040 CASH-SRF		627.01	14,156.33	14,156.33	627.01
6605	01	0050 CASH-POOLED		3,853,153.96	0.00	0.00	3,853,153.96
6605	01	0101 CASH EQUIV		1,328,094.83	0.00	0.00	1,328,094.83
6605	01	0120 INVESTMENTS		1,974,054.20	0.00	0.00	1,974,054.20
6605	01	0130 INV PUR INT		0.00	0.00	0.00	0.00
6605	01	0135 UNREALIZED G		17,059.05	0.00	0.00	17,059.05
6605	01	0201 INTEREST REC		16,491.49	10,096.53	14,156.33	12,431.69
		01 ACCT TYPE TOTAL		7,189,480.54	24,252.86	28,312.66	7,185,420.74
6605	03	0902 FUND BAL-BEG		7,048,293.63-	0.00	0.00	7,048,293.63-
		03 ACCT TYPE TOTAL		7,048,293.63-	0.00	0.00	7,048,293.63-
6605	22	0912 INTEREST		0.00	0.00	0.00	0.00
		22 ACCT TYPE TOTAL		0.00	0.00	0.00	0.00
6605	31	0201 INTEREST		123,734.27-	0.00	0.00	123,734.27-
6605	31	0207 INV PRM/D		1,724.64-	14,156.33	10,096.53	2,335.16
6605	31	0209 INVGAIN/L		15,728.00-	0.00	0.00	15,728.00-
		31 ACCT TYPE TOTAL		141,186.91-	14,156.33	10,096.53	137,127.11-
		6605 FUND TOTAL		0.00	38,409.19	38,409.19	0.00

FUND	ACCT TYPE	B.S. ACCOUNT	OBJ/REV SOURCE	BEG BALANCE	TOTAL DEBITS	TOTAL CREDITS	ENDING BALANCE
6606	01	0040 CASH-SRF		1,661.75	217,382.99	217,382.99	1,661.75
6606	01	0050 CASH-POOLED		0.30	0.00	0.00	0.30
6606	01	0101 CASH EQUIV		0.00	0.00	0.00	0.00
6606	01	0120 INVESTMENTS		43,349,301.66	0.00	0.00	43,349,301.66
6606	01	0135 UNREALIZED G		196,396.00	0.00	0.00	196,396.00
6606	01	0201 INTEREST REC		217,382.99	0.00	217,382.99	0.00
		01 ACCT TYPE TOTAL		43,764,742.70	217,382.99	434,765.98	43,547,359.71
6606	31		0201 INTEREST	157,304.91-	0.00	0.00	157,304.91-
6606	31		0207 INV PRM/D	217,382.99-	217,382.99	0.00	0.00
6606	31		0209 INVGAIN/L	196,396.00-	0.00	0.00	196,396.00-
6606	31		0720 REVENUE B	43,193,658.80-	0.00	0.00	43,193,658.80-
		31 ACCT TYPE TOTAL		43,764,742.70-	217,382.99	0.00	43,547,359.71-
		6606 FUND TOTAL		0.00	434,765.98	434,765.98	0.00

FUND	ACCT TYPE	B.S. ACCOUNT	OBJ/REV SOURCE	BEG BALANCE	TOTAL DEBITS	TOTAL CREDITS	ENDING BALANCE
681	01	0040 CASH-SRF		126,788.17	118,352.09	118,352.09	126,788.17
681	01	0050 CASH-POOLED		4,331,005.53	0.00	0.00	4,331,005.53
681	01	0101 CASH EQUIV		0.00	0.00	0.00	0.00
681	01	0120 INVESTMENTS		15,833,542.01	0.00	0.00	15,833,542.01
681	01	0130 INV PUR INT		628.96	0.00	628.96	0.00
681	01	0135 UNREALIZED G		189,899.27-	0.00	0.00	189,899.27-
681	01	0201 INTEREST REC		97,385.22	117,723.13	117,723.13	97,385.22
		01 ACCT TYPE TOTAL		20,199,450.62	236,075.22	236,704.18	20,198,821.66
681	02	0605 ACCTS PAY		0.00	0.00	0.00	0.00
		02 ACCT TYPE TOTAL		0.00	0.00	0.00	0.00
681	03	0902 FUND BAL-BEG		15,493,175.78-	0.00	0.00	15,493,175.78-
		03 ACCT TYPE TOTAL		15,493,175.78-	0.00	0.00	15,493,175.78-
681	22		0811 PRINCIPAL	5,407,500.00	0.00	0.00	5,407,500.00
681	22		0912 INTEREST	13,835,331.87	0.00	0.00	13,835,331.87
681	22		0913 AGENT FEE	565.35-	0.00	0.00	565.35-
		22 ACCT TYPE TOTAL		19,242,266.52	0.00	0.00	19,242,266.52
681	31		0201 INTEREST	508,853.49-	0.00	0.00	508,853.49-
681	31		0207 INV PRM/D	20,966.87-	118,352.09	117,723.13	20,337.91-
681	31		0209 INVGAIN/L	153,451.00	0.00	0.00	153,451.00
681	31		0241 TRANS OTR	23,572,172.00-	0.00	0.00	23,572,172.00-
		31 ACCT TYPE TOTAL		23,948,541.36-	118,352.09	117,723.13	23,947,912.40-
		681 FUND TOTAL		0.00	354,427.31	354,427.31	0.00

RUN DATE: 09/30/06
REPORT ID: A614
WASTEWATER REVENUE BOND SERVIC

METROPOLITAN SEWER DISTRICT
SUMMARY TRIAL BALANCE BY FUND
FOR BUDGET FISCAL YEAR 2006
AS OF JUNE 30, 2006

FUND	ACCT TYPE	B. S. ACCOUNT	OBJ/REV SOURCE	BEG BALANCE	TOTAL DEBITS	TOTAL CREDITS	ENDING BALANCE
			GRAND TOTAL:	0.00	62,628,754.13	62,628,754.13	0.00

1
2
3
4
5
6
7
8
9
10
11
12
13
14
15
16
17
18
19
20
21
22
23
24
25
26
27
28
29
30
31
32
33
34
35
36
37
38
39
40
41
42
43
44
45
46
47
48
49
50
51
52
53
54
55
56
57
58
59
60
61
62
63
64
65
66